



## Joint Resources Working Group as at 30/06/2026

### Strength of Garda Fleet, broken down by Division & District as at 30/06/2026

Division / District	Cars			Vans	Motorcycles	4 x 4	Others	Total
	Marked	Unmarked	Total	Total	Total	Total	Total	
	1,031	1,710	2,741	710	191	97	71	
<b>Total</b>	<b>1,031</b>	<b>1,710</b>	<b>2,741</b>	<b>710</b>	<b>191</b>	<b>97</b>	<b>71</b>	<b>3,810</b>
ANGELSEA STREET	13	51	64	18	0	2	1	85
GURRANABRAHER	14	7	21	4	5	1	1	32
MAYFIELD	7	5	12	5	1	0	4	22
TOGHER	17	7	24	7	1	0	1	33
<b>CORK CITY</b>	<b>51</b>	<b>70</b>	<b>121</b>	<b>34</b>	<b>7</b>	<b>3</b>	<b>7</b>	<b>172</b>
BLACKROCK-W	17	16	33	5	1	1	0	40
DUNLAOGHAIRE-F	14	14	28	14	0	0	1	43
<b>DMR EAST</b>	<b>31</b>	<b>30</b>	<b>61</b>	<b>19</b>	<b>1</b>	<b>1</b>	<b>1</b>	<b>83</b>
BALBRIGGAN-Y	10	6	16	2	0	0	0	18
BALLYMUN	13	18	31	6	2	1	2	42
COOLOCK-R	12	16	28	3	0	0	0	31
RAHENY-J	11	15	26	4	0	0	0	30
<b>DMR NORTH</b>	<b>46</b>	<b>55</b>	<b>101</b>	<b>15</b>	<b>2</b>	<b>1</b>	<b>2</b>	<b>121</b>
BRIDEWELL	8	3	11	2	0	0	0	13
FITZGIBBON STREET	13	10	23	6	0	0	0	29
STORE STREET	17	15	32	8	3	1	1	45
<b>DMR NORTH CENTRAL</b>	<b>38</b>	<b>28</b>	<b>66</b>	<b>16</b>	<b>3</b>	<b>1</b>	<b>1</b>	<b>87</b>
CRUMLIN-G	6	7	13	9	0	0	0	22
TALLAGHT-M	14	19	33	11	0	2	2	48
TERENURE-P	10	8	18	3	1	1	0	23
<b>DMR SOUTH</b>	<b>30</b>	<b>34</b>	<b>64</b>	<b>23</b>	<b>1</b>	<b>3</b>	<b>2</b>	<b>93</b>
DONNYBROOK-E	13	8	21	9	0	0	2	32
KEVIN STREET-A	11	19	30	9	0	0	1	40
PEARSE STREET-B	6	11	17	9	1	0	2	29
<b>DMR SOUTH CENTRAL</b>	<b>30</b>	<b>38</b>	<b>68</b>	<b>27</b>	<b>1</b>	<b>0</b>	<b>5</b>	<b>101</b>
DMR TRAFFIC-DUBLIN CASTLE	11	4	15	4	106	1	1	127
<b>DMR TRAFFIC</b>	<b>11</b>	<b>4</b>	<b>15</b>	<b>4</b>	<b>106</b>	<b>1</b>	<b>1</b>	<b>127</b>
BLANCHARDSTOWN-K	16	35	51	9	2	1	1	64
CLONDALKIN-L	13	15	28	8	0	0	0	36
LUCAN-Q	11	11	22	1	0	0	1	24
<b>DMR WEST</b>	<b>40</b>	<b>61</b>	<b>101</b>	<b>18</b>	<b>2</b>	<b>1</b>	<b>2</b>	<b>124</b>
BALLYSHANNON	13	3	16	3	0	2	1	22
BUNCRANA	5	3	8	2	1	1	0	12
LETTERKENNY	14	12	26	9	1	1	1	38
MILFORD	8	1	9	4	0	1	0	14
<b>DONEGAL</b>	<b>40</b>	<b>19</b>	<b>59</b>	<b>18</b>	<b>2</b>	<b>5</b>	<b>2</b>	<b>86</b>
BALLINASLOE	3	3	6	1	0	0	0	7
CLIFDEN	3	0	3	1	0	0	0	4
GALWAY	18	31	49	25	3	1	2	80
LOUGHREA	5	3	8	3	0	0	0	11
SALTHILL	7	2	9	2	0	1	0	12
TUAM	4	3	7	1	1	0	0	9
<b>GALWAY</b>	<b>40</b>	<b>42</b>	<b>82</b>	<b>33</b>	<b>4</b>	<b>2</b>	<b>2</b>	<b>123</b>
KILLARNEY	10	6	16	4	0	0	0	20
LISTOWEL	8	2	10	2	0	0	0	12
TRALEE	17	11	28	14	2	1	1	46
<b>KERRY</b>	<b>35</b>	<b>19</b>	<b>54</b>	<b>20</b>	<b>2</b>	<b>1</b>	<b>1</b>	<b>78</b>
BIRR	6	1	7	3	0	0	0	10
PORTLAOISE	15	16	31	12	3	1	2	49
TULLAMORE	10	4	14	7	0	0	0	21
<b>LAOIS-OFFALY</b>	<b>31</b>	<b>21</b>	<b>52</b>	<b>22</b>	<b>3</b>	<b>1</b>	<b>2</b>	<b>80</b>
BRUFF	6	3	9	2	0	0	0	11
HENRY STREET LIMERICK	28	33	61	18	3	1	0	83
NEWCASTLEWEST	12	5	17	3	0	0	0	20
ROXBORO ROAD	9	5	14	3	0	0	1	18
<b>LIMERICK</b>	<b>55</b>	<b>46</b>	<b>101</b>	<b>26</b>	<b>3</b>	<b>1</b>	<b>1</b>	<b>132</b>
BALLYMOTE	6	2	8	2	0	1	0	11
LEITRIM	13	4	17	4	0	1	1	23
SLIGO	14	10	24	11	1	0	0	36
<b>SLIGO-LEITRIM</b>	<b>33</b>	<b>16</b>	<b>49</b>	<b>17</b>	<b>1</b>	<b>2</b>	<b>1</b>	<b>70</b>
NATIONAL & HEADQUARTERS UNITS	37	888	925	174	27	45	24	1,195
<b>NATIONAL &amp; HEADQUARTERS UNITS</b>	<b>37</b>	<b>888</b>	<b>925</b>	<b>174</b>	<b>27</b>	<b>45</b>	<b>24</b>	<b>1,195</b>

Following a full Fleet Category Review undertaken on August 9th 2019, 1 vehicle listed as 'Others' was reclassified as 'Vans' & 127 vehicles listed as 'Others' and 27 vehicles listed as '4x4' were reclassified as 'Cars'.

This Data is correct as of 30/06/2026 and will be updated as of 01/07/2026



## Joint Resources Working Group as at 30/06/2026

CAHIR	13	3	16	1	1	1	0	19
CLONMEL	5	4	9	3	0	0	0	12
ENNIS	12	14	26	17	1	0	1	45
KILRUSH	12	4	16	1	0	1	0	18
NENAGH	5	3	8	1	0	0	0	9
THURLES	8	7	15	8	2	1	0	26
TIPPERARY	3	3	6	2	0	0	1	9
<b>CLARE/TIPPERARY</b>	<b>58</b>	<b>38</b>	<b>96</b>	<b>33</b>	<b>4</b>	<b>3</b>	<b>2</b>	<b>138</b>
BANDON	11	15	26	8	0	0	1	35
BANTRY	5	2	7	2	0	1	0	10
CLONAKILTY	8	2	10	2	0	0	0	12
FERMOY	9	7	16	5	2	0	0	23
MACROOM	10	6	16	1	0	1	1	19
MALLOW	10	9	19	5	0	0	1	25
MIDLETON	13	7	20	7	1	0	1	29
<b>CORK COUNTY</b>	<b>66</b>	<b>48</b>	<b>114</b>	<b>30</b>	<b>3</b>	<b>2</b>	<b>4</b>	<b>153</b>
CARLOW	17	6	23	3	0	0	0	26
KILDARE	14	7	21	7	0	0	0	28
LEIXLIP	8	7	15	2	0	0	0	17
NAAS	12	13	25	10	1	1	1	38
<b>KILDARE/CARLOW</b>	<b>51</b>	<b>33</b>	<b>84</b>	<b>22</b>	<b>1</b>	<b>1</b>	<b>1</b>	<b>109</b>
ARDEE	4	5	9	5	0	0	0	14
BAILIEBORO	6	7	13	1	0	0	0	14
CARRICKMACROSS	6	2	8	4	0	3	0	15
CAVAN	16	7	23	2	2	0	0	27
DROGHEDA	9	8	17	4	1	1	1	24
DUNDALK	19	8	27	8	0	1	1	37
MONAGHAN	9	17	26	14	2	2	0	44
<b>LOUTH/CAVAN/MONAGHAN</b>	<b>69</b>	<b>54</b>	<b>123</b>	<b>38</b>	<b>5</b>	<b>7</b>	<b>2</b>	<b>175</b>
BALLINA	5	4	9	3	0	0	0	12
BELMULLET	2	0	2	1	0	1	0	4
CASTLEBAR	4	7	11	5	0	0	1	17
CASTLEREA	9	4	13	5	0	1	2	21
CLAREMORRIS	20	6	26	3	0	0	0	29
GRANARD	3	3	6	2	0	0	0	8
LONGFORD	10	3	13	3	0	0	0	16
ROSCOMMON	7	6	13	8	1	0	0	22
WESTPORT	5	2	7	5	0	0	0	12
<b>MAYO/ROSCOMMON/LONGFORD</b>	<b>65</b>	<b>35</b>	<b>100</b>	<b>35</b>	<b>1</b>	<b>2</b>	<b>3</b>	<b>141</b>
ASHBOURNE	13	6	19	4	2	1	0	26
ATHLONE	16	8	24	3	1	0	0	28
KELLS	5	3	8	1	0	0	0	9
MULLINGAR	16	16	32	9	0	1	1	43
NAVAN	10	9	19	8	0	0	0	27
TRIM	7	2	9	2	0	0	0	11
<b>MEATH/WESTMEATH</b>	<b>67</b>	<b>44</b>	<b>111</b>	<b>27</b>	<b>3</b>	<b>2</b>	<b>1</b>	<b>144</b>
DUNGARVAN	7	2	9	2	0	1	0	12
KILKENNY	13	23	36	8	1	1	1	47
THOMASTOWN	7	12	19	9	0	0	0	28
TRAMORE	8	3	11	2	1	1	0	15
WATERFORD	17	12	29	12	1	1	1	44
<b>WATERFORD/KILKENNY</b>	<b>52</b>	<b>52</b>	<b>104</b>	<b>33</b>	<b>3</b>	<b>4</b>	<b>2</b>	<b>146</b>
BALTINGLASS	7	4	11	4	1	1	0	17
BRAY	11	7	18	7	0	1	0	26
ENNISCORTHY	15	6	21	3	1	1	0	26
NEW ROSS	4	3	7	2	1	0	0	10
WEXFORD	10	9	19	4	3	1	1	28
WICKLOW	8	6	14	6	0	4	1	25
<b>WEXFORD/WICKLOW</b>	<b>55</b>	<b>35</b>	<b>90</b>	<b>26</b>	<b>6</b>	<b>8</b>	<b>2</b>	<b>132</b>

Following a full Fleet Category Review undertaken on August 9th 2019, 1 vehicle listed as 'Others' was reclassified as 'Vans' & 127 vehicles listed as 'Others' and 27 vehicles listed as '4x4' were reclassified as 'Cars'.

This Data is correct as of 30/06/2026 and will be updated as of 01/07/2026



## Joint Resources Working Group as at 30/06/2026

### Vehicles Removed from Fleet from 01/01/2026 to 30/06/2026 by Type as at 30/06/2026

	Cars			Vans	Motorcycles	4 x 4	Others	Total
	Marked	Unmarked	Total	Total	Total	Total	Total	
<b>Total</b>	71	68	139	12	10		2	163
January 2026	8	6	14	0	0	0	0	14
February 2026	10	15	25	2	1	0	0	28
March 2026	14	14	28	1	3	0	0	32
April 2026	18	17	35	0	3	0	2	40
May 2026	6	5	11	1	2	0	0	14
June 2026	15	11	26	8	1	0	0	35

### Vehicles Assigned to Fleet from 01/01/2026 to 30/06/2026 by Type as at 30/06/2026

	Cars			Vans	Motorcycles	4 x 4	Others	Total
	Marked	Unmarked	Total	Total	Total	Total	Total	
<b>Total</b>	28	153	181	51	78	1	12	323
January 2026	6	5	11	1	0	0	2	14
February 2026	14	11	25	5	0	0	6	36
March 2026	7	15	22	12	17	0	3	54
April 2026	0	42	42	11	15	0	1	69
May 2026	0	38	38	5	24	0	0	67
June 2026	1	42	43	17	22	1	0	83

Following a full Fleet Category Review undertaken on August 9th 2019, 1 vehicle listed as 'Others' was reclassified as 'Vans' & 127 vehicles listed as 'Others' and 27 vehicles listed as '4x4' were reclassified as 'Cars'.

This Data is correct as of 30/06/2026 and will be updated as of 01/07/2026

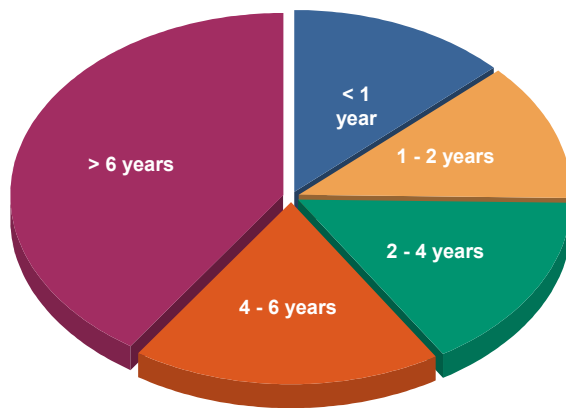


## Joint Resources Working Group as at 30/06/2026

### Strength of Garda Fleet, broken down by Age as at 30/06/2026

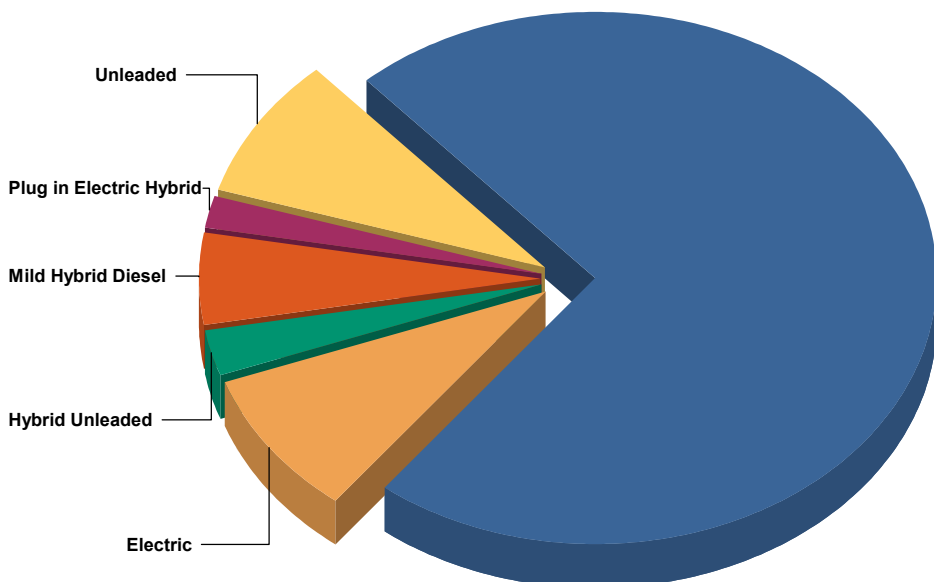
	Cars	Vans	Motorcycles	4 x 4	Others	Total	% of Total
Total	2,741	710	191	97	71	3,810	100%
< 1 year	327	69	80	3	14	493	13%
1 - 2 years	334	84	36	3	10	467	12%
2 - 4 years	481	109	13	6		609	16%
4 - 6 years	568	72	25	25	2	692	18%
> 6 years	1,031	376	37	60	45	1,549	41%

Vehicle age is calculated from date of commission.



< 1 year	493	12.9%
1 - 2 years	467	12.3%
2 - 4 years	609	16.0%
4 - 6 years	692	18.2%
> 6 years	1,549	40.7%
<b>Total:</b>	<b>3,810</b>	<b>100.0%</b>

### Strength of Garda Fleet, broken down by Fuel Type as at 30/06/2026



Diesel	2755	72.3%
Electric	332	8.7%
Hybrid Unleaded	114	3.0%
Mild Hybrid Diesel	211	5.5%
Plug in Electric Hybrid	74	1.9%
Unleaded	324	8.5%
<b>Total:</b>	<b>3810</b>	<b>100.0%</b>

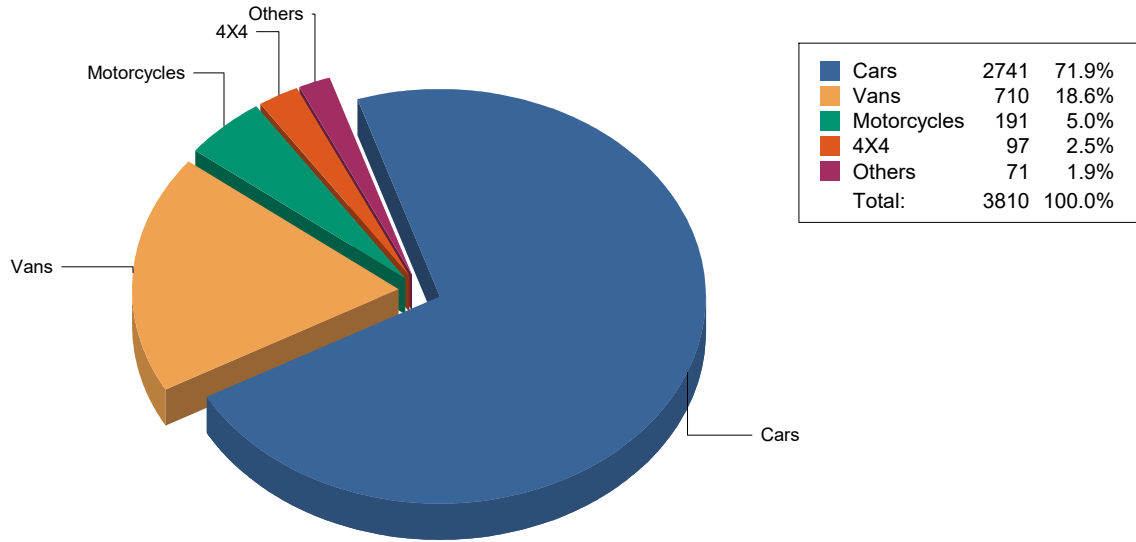
Following a full Fleet Category Review undertaken on August 9th 2019, 1 vehicle listed as 'Others' was reclassified as 'Vans' & 127 vehicles listed as 'Others' and 27 vehicles listed as '4x4' were reclassified as 'Cars'.

This Data is correct as of 30/06/2026 and will be updated as of 01/07/2026

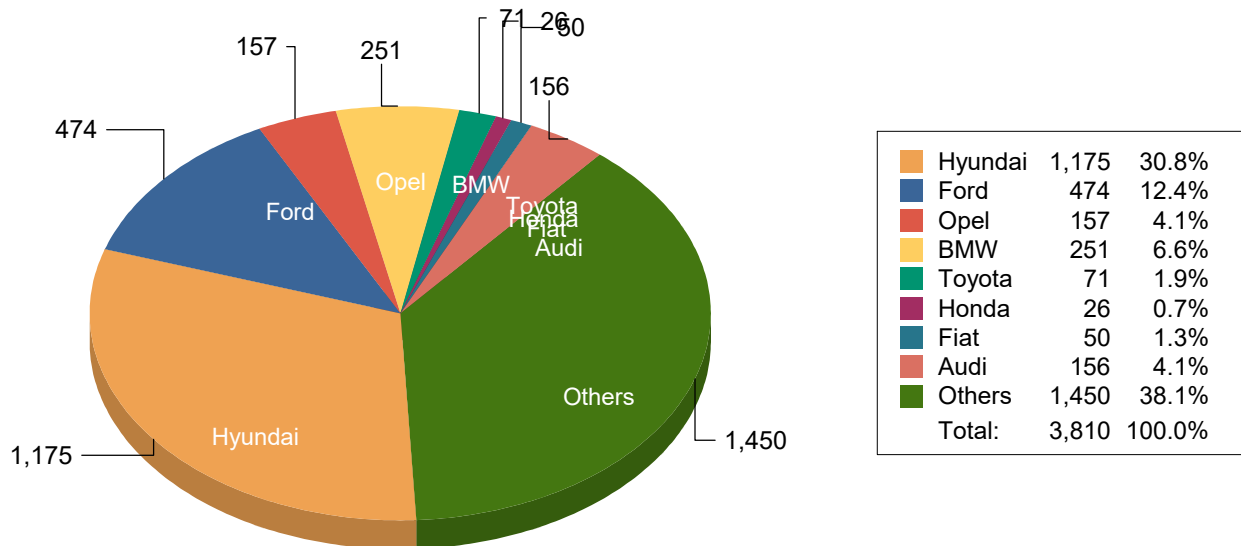


# Joint Resources Working Group as at 30/06/2026

## Strength of Garda Fleet, broken down by Type as at 30/06/2026



## Strength of Garda Fleet, broken down by Make as at 30/06/2026



Following a full Fleet Category Review undertaken on August 9th 2019, 1 vehicle listed as 'Others' was reclassified as 'Vans' & 127 vehicles listed as 'Others' and 27 vehicles listed as '4x4' were reclassified as 'Cars'.

This Data is correct as of 30/06/2026 and will be updated as of 01/07/2026