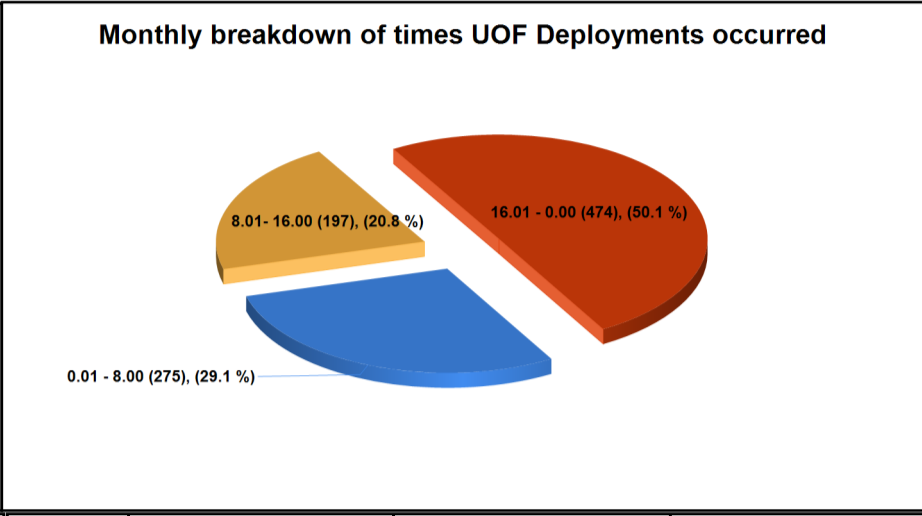
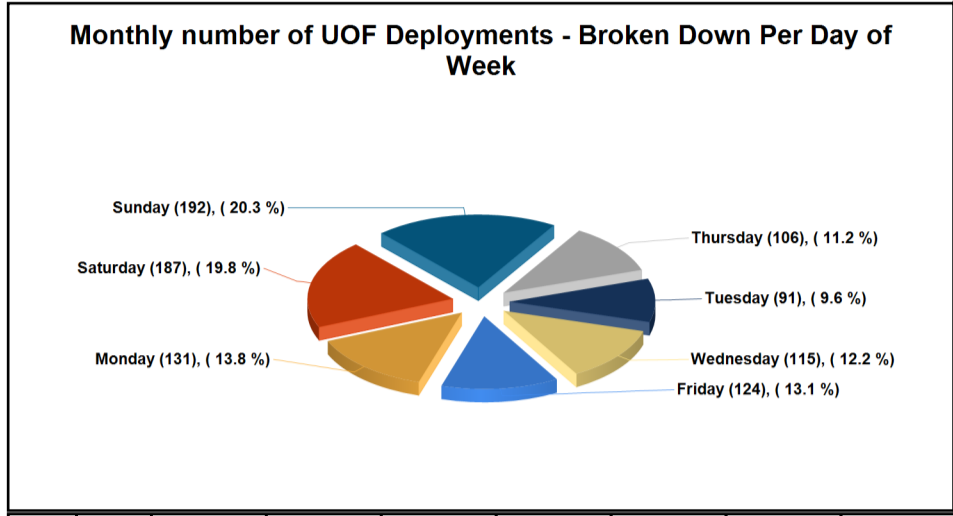




THIS DOCUMENT IS SELF CONTAINED AND SHOULD NOT BE COMPARED OR LINKED TO OTHER SOURCES. THE INFORMATION IS CORRECT AS OF August 3, 2023 at 11:54:46. PLEASE NOTE THIS IS AN AUTOMATED GENERATED REPORT. Each Incident may contain a number of Use of Force Deployments. This may be due to numerous Garda Members attending the incident or different equipment/tactics being utilised.

UoF deployments also include locations (breaching tools), animals (angry dog) & vehicles (stinger device)

TOTAL RECORDED USE OF FORCE (INCIDENTS)	Month	893	YTD	6,765
TOTAL RECORDED USE OF FORCE (DEPLOYMENTS)	Month	946	YTD	7290
Number of Incidents on PULSE	Month	104,852	YTD	801,378
% of Incidents involving Use of Force	Month	0.8517%	YTD	0.8442%



	Sun	Mon	Tue	Wed	Thu	Fri	Sat
2023 YTD	1351	966	860	905	900	1042	1266
2022 YTD	1745	982	950	986	1041	1201	1598

	00.01 to 8.00 YTD	8.01 to 16.00 YTD	16.01 to 0.00 YTD
2023	2212	1663	3415
2022	2678	1726	4099

Civilians injured during UOF Incident

Month	YTD
26	180

Garda Members injured during UOF Incident

Month	YTD
32	168

Pepper Spray*

Month	YTD
74	574

Baton (Used)

Month	YTD
19	159

Handcuffs (Used)

Month	YTD
822	6221

Anti Spit Guard (Used)

Month	YTD
1	8

Unarmed Restraint Used

Month	YTD
197	1520

Taser (Used)

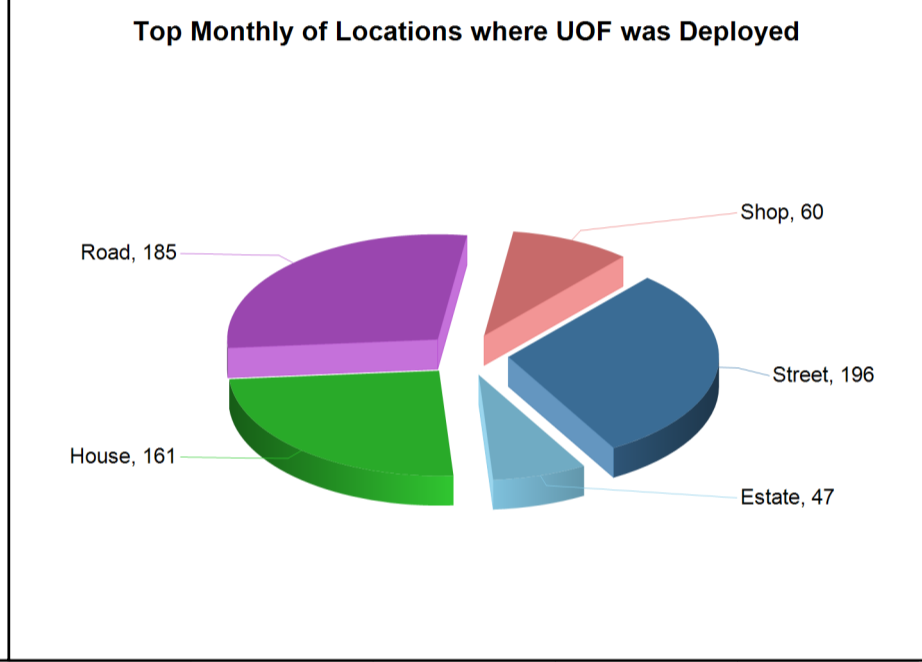
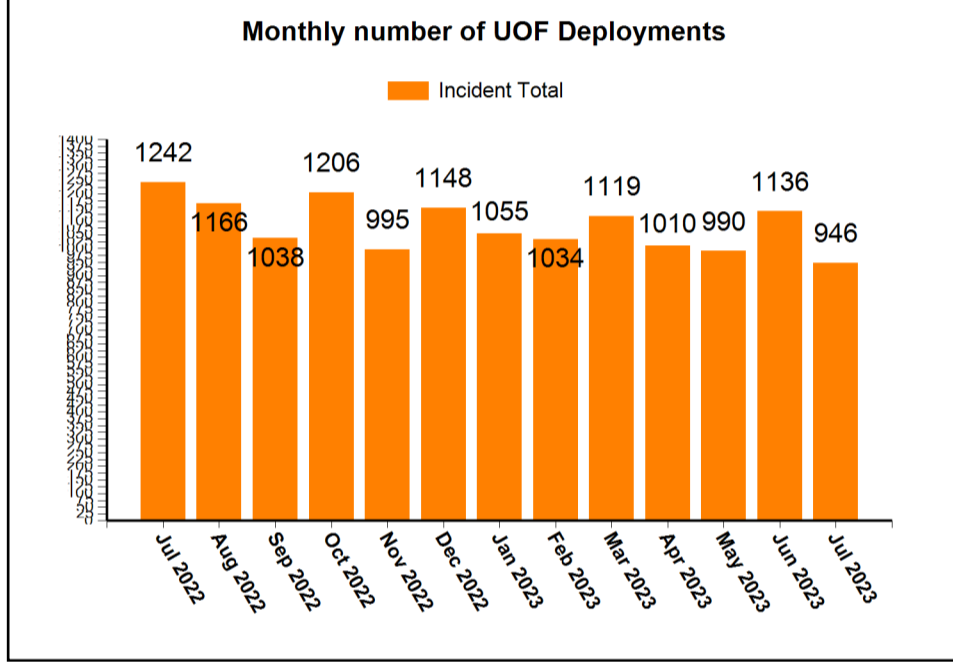
Month	YTD
7	21

Less Lethal Firearm

Month	YTD
1	3

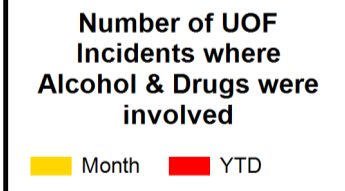
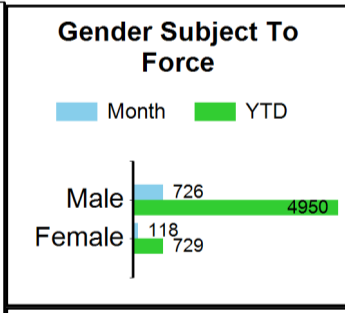
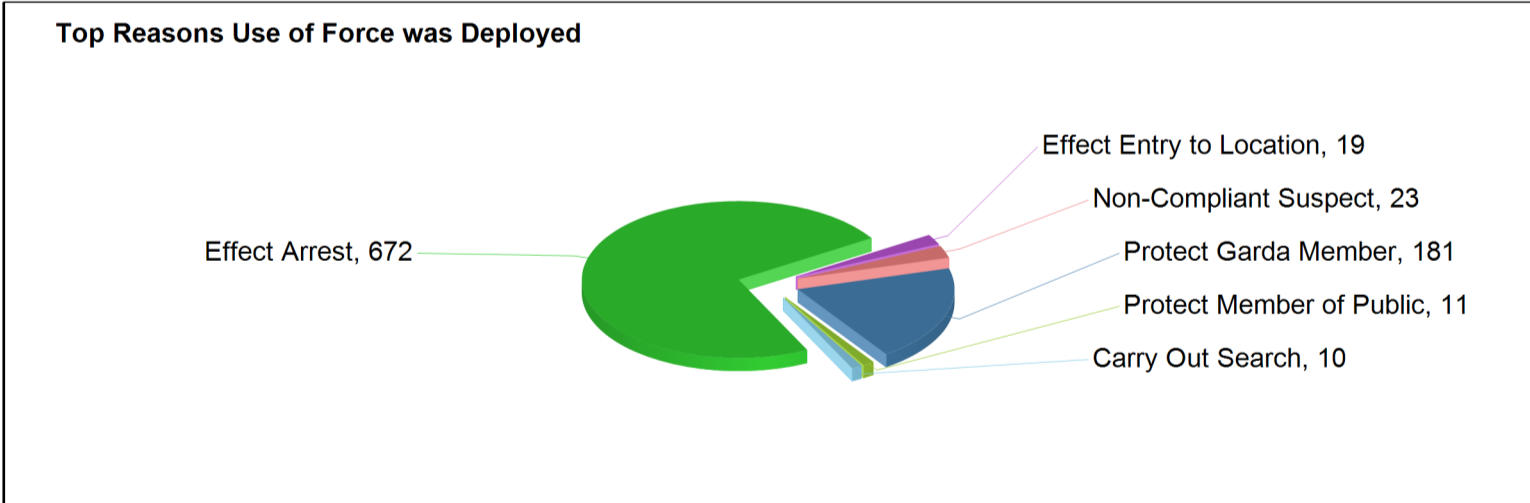
Firearm (Used)**

Month	YTD
0	1

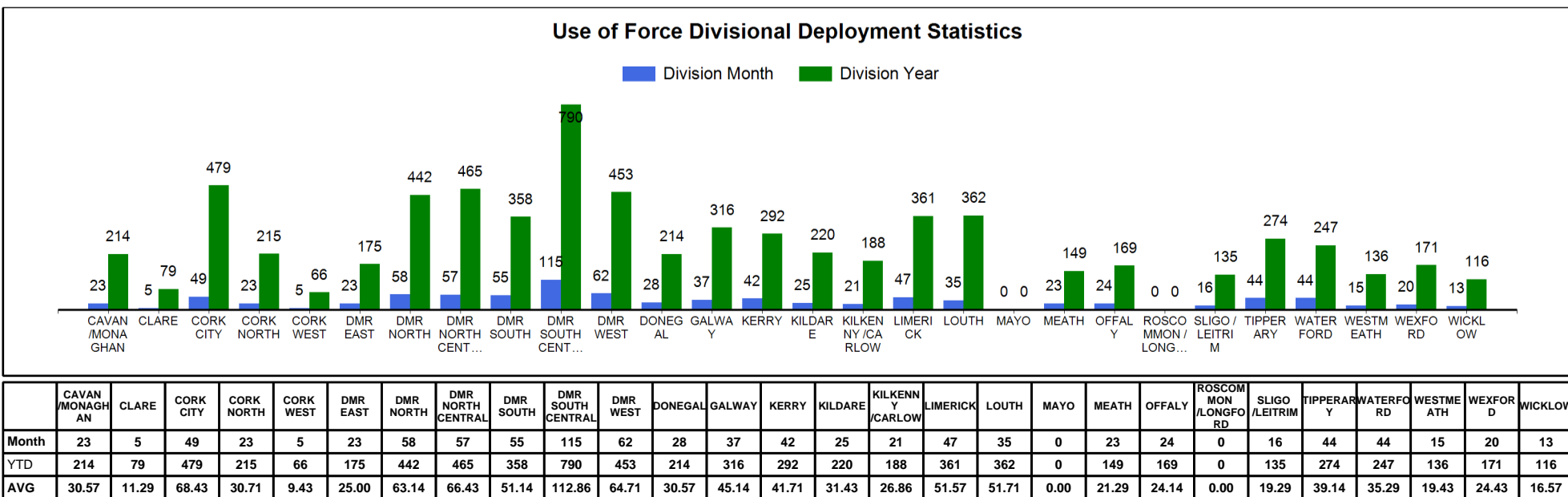


	Jul 2022	Aug 2022	Sep 2022	Oct 2022	Nov 2022	Dec 2022	Jan 2023	Feb 2023	Mar 2023	Apr 2023	May 2023	Jun 2023	Jul 2023
Total	1242	1166	1038	1206	995	1148	1055	1034	1119	1010	990	1136	946

	Estate	House	Road	Shop	Street
Total	47	161	185	60	196



	Effect Arrest	Protect Garda Member	Non-Compliant Suspect	Effect Entry to Location	Protect Member of Public	Carry Out Search	Protect Suspect	Armed Suspect	Prevent Escape	Other	Violent Person	Protect Property	Vehicle Failing to Stop	Covid-19
Month	672	181	23	19	11	10	8	7	7	5	3	0	0	0
YTD	5072	1318	177	216	100	99	112	45	71	37	34	2	7	0



NOTES: This is operational information which may be subject to change. Previous monthly incident data totals reported may change and affect YTD figures. Use of Force Incidents can be created outside of the monthly parameters. *Use of Force incidents can include multiple persons subject to force **This report is generated from information contained on the Garda Síochána PULSE system as per report issue date. ***UoF deployments also include locations (breaching tools), animals (angry dog) & vehicles (stinger device)