



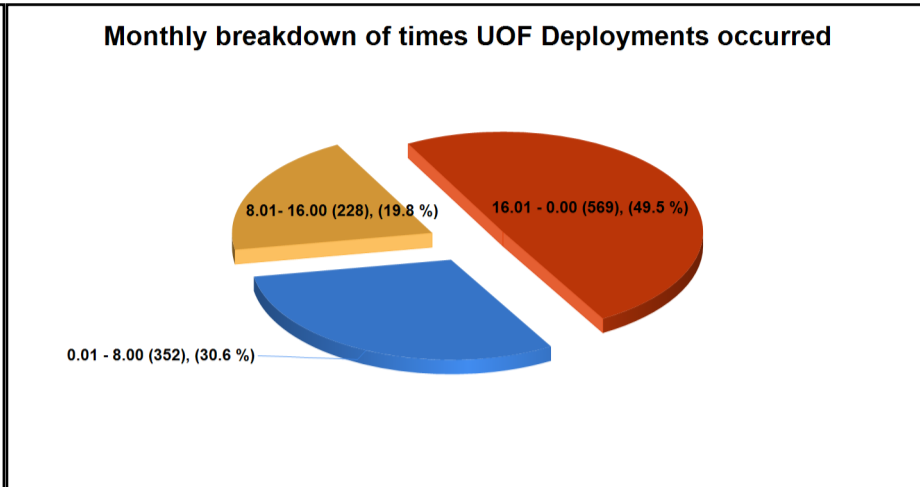
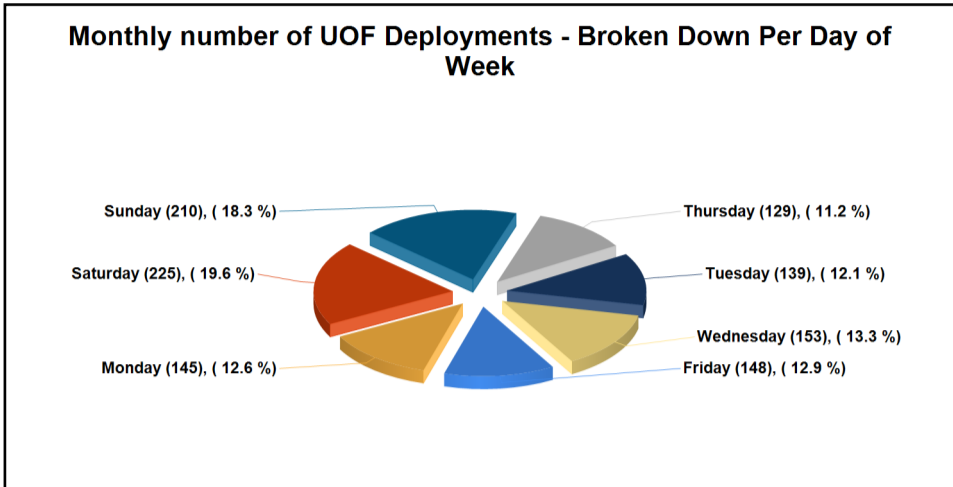
# Reported Use of Force

## June 2022

THIS DOCUMENT IS SELF CONTAINED AND SHOULD NOT BE COMPARED OR LINKED TO OTHER SOURCES. THE INFORMATION IS CORRECT AS OF July 1, 2022 at 15:29:53. PLEASE NOTE THIS IS AN AUTOMATED GENERATED REPORT. Each Incident may contain a number of Use of Force Deployments. This may be due to numerous Garda Members attending the incident or different equipment/tactics being utilised

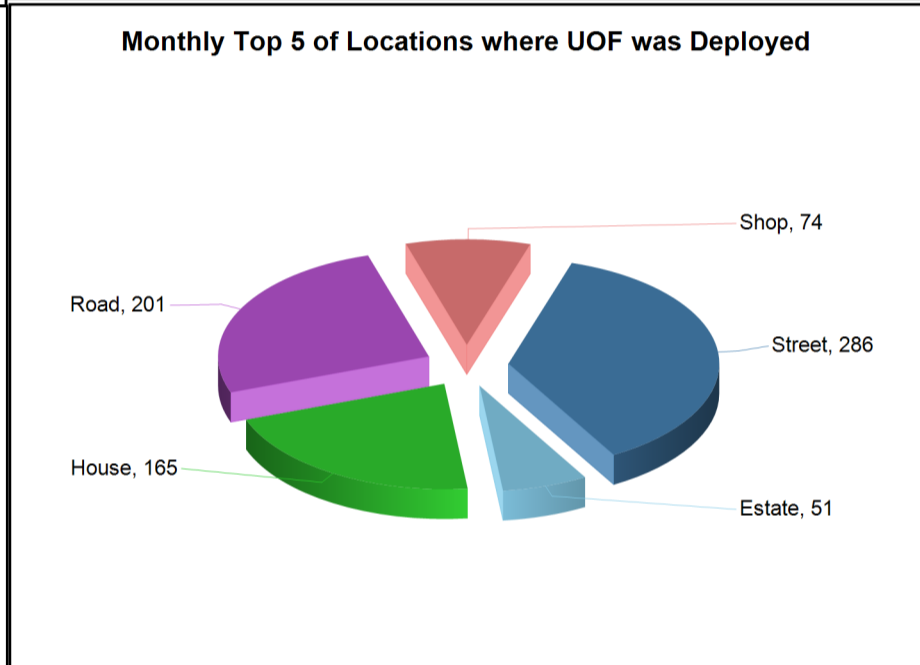
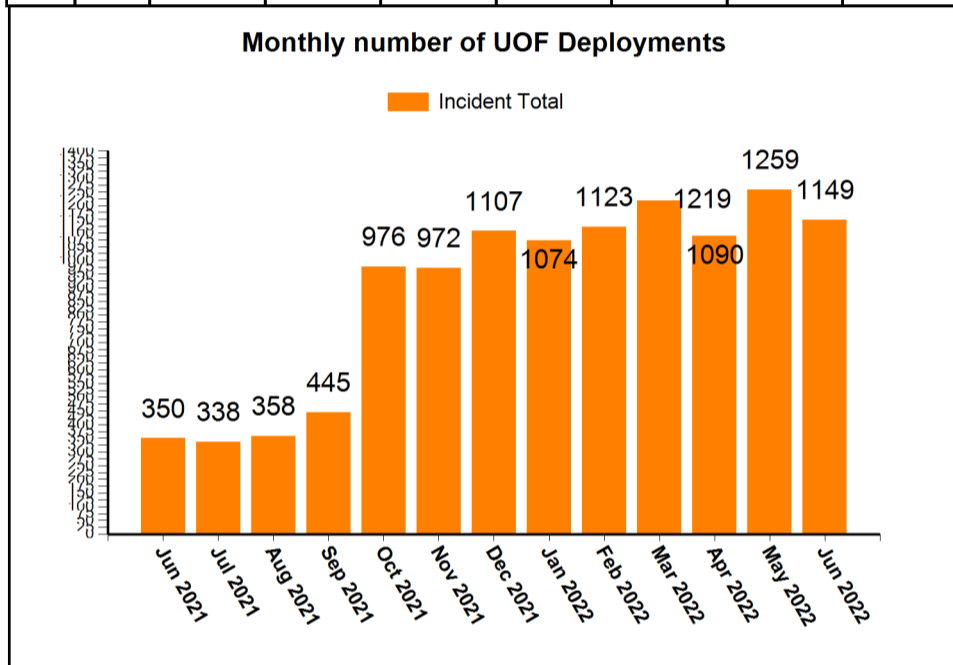
<b>TOTAL RECORDED USE OF FORCE (INCIDENTS)</b>	<b>Month</b>	<b>1,077</b>	<b>YTD</b>	<b>6,452</b>
<b>TOTAL RECORDED USE OF FORCE (DEPLOYMENTS)</b>	<b>Month</b>	<b>1149</b>	<b>YTD</b>	<b>6914</b>
<b>Number of Incidents on PULSE</b>	<b>Month</b>	<b>106,434</b>	<b>YTD</b>	<b>674,899</b>
<b>% of Incidents involving Use of Force</b>	<b>Month</b>	<b>1.0119%</b>	<b>YTD</b>	<b>0.9560%</b>

Note: Use of Force options can also be deployed against locations (breaching tools), animals (dangerous dog), and vehicles (stinger device).




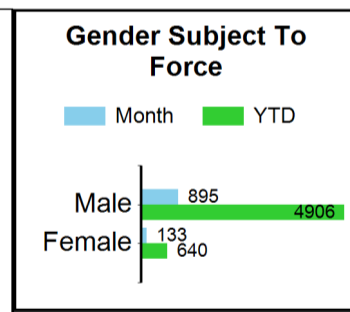
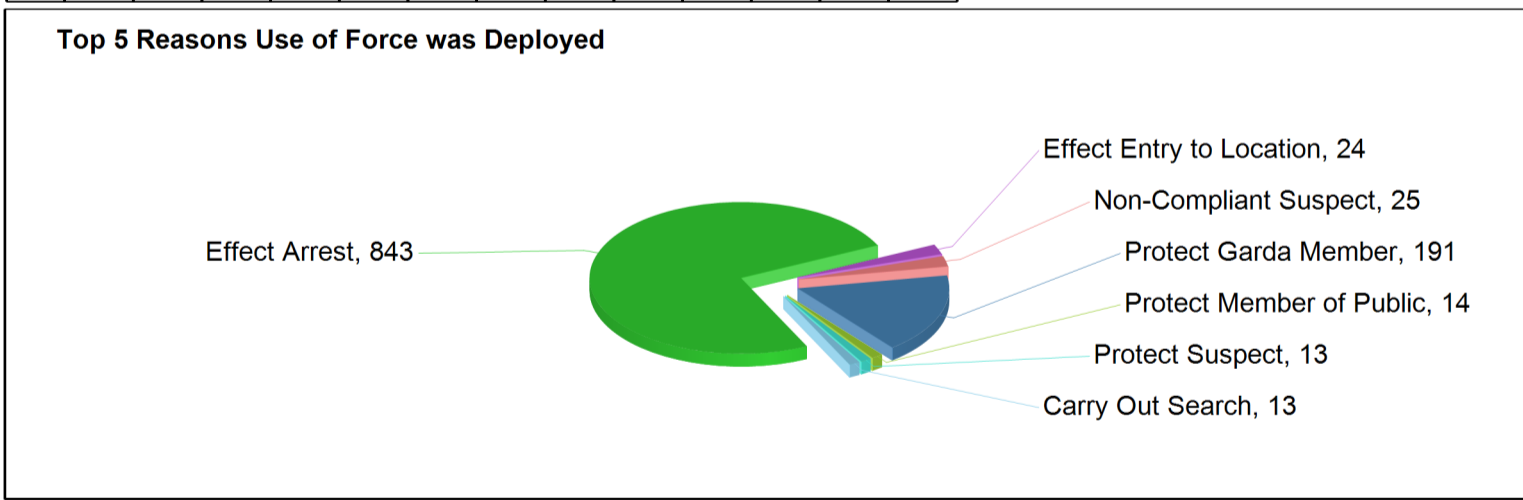
	Sun	Mon	Tue	Wed	Thu	Fri	Sat
2022 YTD	1418	791	804	808	847	960	1286
2021 YTD	319	248	223	264	267	251	367

	00.01 to 8.00 YTD	8.01 to 16.00 YTD	16.01 to 0.00 YTD
2022	2208	1347	3359
2021	512	472	955

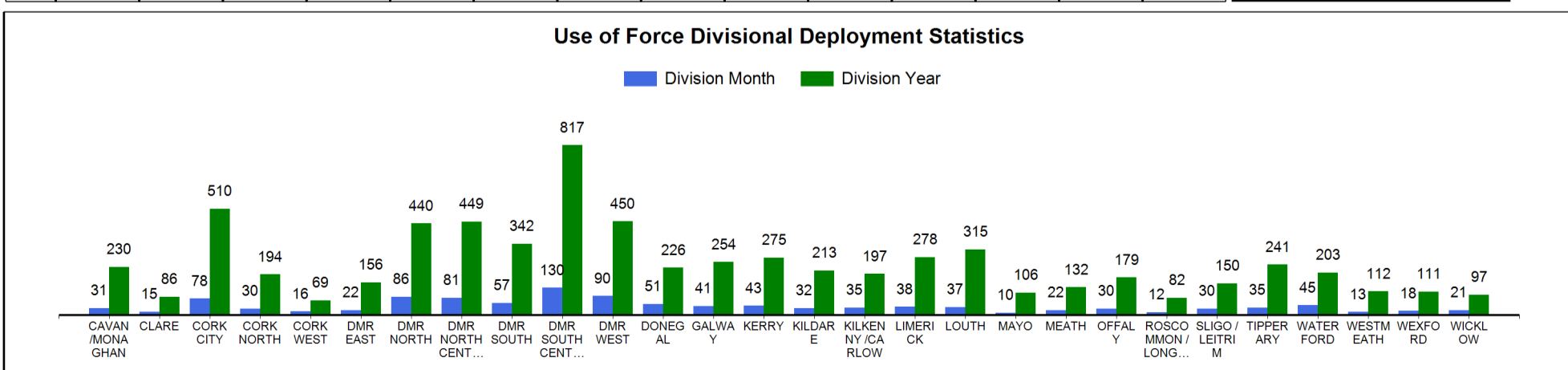


	Jun 2021	Jul 2021	Aug 2021	Sep 2021	Oct 2021	Nov 2021	Dec 2021	Jan 2022	Feb 2022	Mar 2022	Apr 2022	May 2022	Jun 2022
Total	350	338	358	445	976	972	1107	1074	1123	1219	1090	1259	1149

	Estate	House	Road	Shop	Street	Others
Total	51	165	201	74	286	316



	Effect Arrest	Protect Garda Member	Non-Compliant Suspect	Effect Entry to Location	Protect Member of Public	Protect Suspect	Carry Out Search	Prevent Escape	Other	Armed Suspect	VDP (Violent Deranged Person)	Protect Property	Vehicle Falling to Stop	Covid-19
Month	843	191	25	24	14	13	13	10	6	5	3	1	1	0
YTD	5036	1144	164	154	107	83	89	54	25	31	20	4	3	0



	CAVAN/MONAGHAN	CLARE	CORK CITY	CORK NORTH	CORK WEST	DMR EAST	DMR NORTH	DMR NORTH CENTRAL	DMR SOUTH	DMR SOUTH CENTRAL	DMR WEST	DONEGAL	GALWAY	KERRY	KILDARE	KILKENNY/CARLOW	LIMERICK	LOUTH	MAYO	MEATH	OFFALY	ROSCOMMON/LEITRIM	SLIGO/LEITRIM	TIPPERARY	WATERFORD	WESTMEATH	WEXFORD	WICKLOW
Month	31	15	78	30	16	22	86	81	57	130	90	51	41	43	32	35	38	37	10	22	30	12	30	35	45	13	18	21
YTD	230	86	510	194	69	156	440	449	342	817	450	226	254	275	213	197	278	315	106	132	179	82	150	241	203	112	111	97
AVG	38.33	14.33	85.00	32.33	11.50	26.00	73.33	74.83	57.00	136.17	75.00	37.67	42.33	45.83	35.50	32.83	46.33	52.50	17.67	22.00	29.83	13.67	25.00	40.17	33.83	18.67	18.50	16.17

**Civilians injured during UOF Incident**

Month: 32, YTD: 148

**Garda Members injured during UOF Incident**

Month: 21, YTD: 132

**Pepper Spray\***

Month: 95, YTD: 485

**Baton (Used)**

Month: 22, YTD: 126

**Handcuffs (Used)**

Month: 979, YTD: 6001

**Anti Spit Guard (Used)**

Month: 1, YTD: 12

**Unarmed Restraint Used**

Month: 225, YTD: 1485

**Taser (Used)**

Month: 0, YTD: 10

**Non Lethal Firearm**

Month: 1, YTD: 1

**Firearm (Used)\*\***

Month: 0, YTD: 0

NOTES: This is operational information which may be subject to change. Previous monthly incident data totals reported may change and affect YTD figures. Use of Force Incidents can be created outside of the monthly parameters. \*Use of Force incidents can include multiple persons subject to force \*\*This report is generated from information contained on the Garda Síochána PULSE system as per report issue date.