



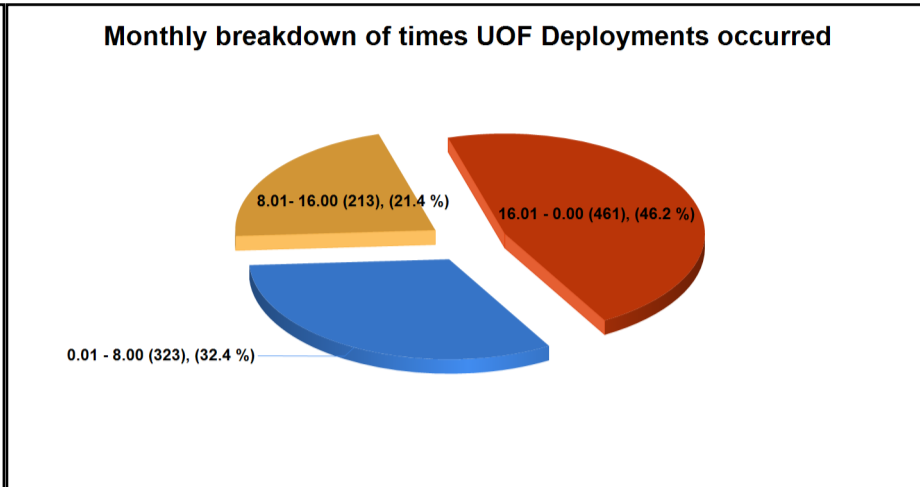
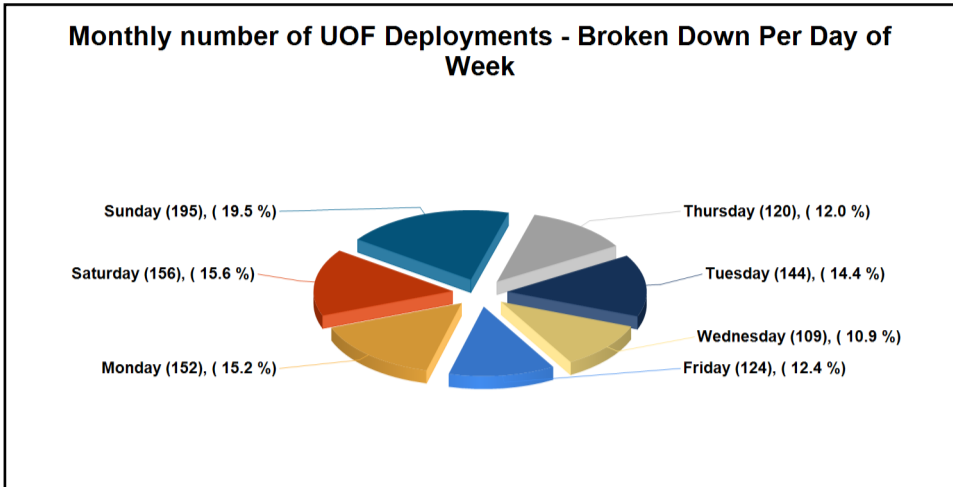
Reported Use of Force

August 2022

THIS DOCUMENT IS SELF CONTAINED AND SHOULD NOT BE COMPARED OR LINKED TO OTHER SOURCES. THE INFORMATION IS CORRECT AS OF September 1, 2022 at 13:51:58. PLEASE NOTE THIS IS AN AUTOMATED GENERATED REPORT. Each Incident may contain a number of Use of Force Deployments. This may be due to numerous Garda Members attending the incident or different equipment/tactics being utilised.

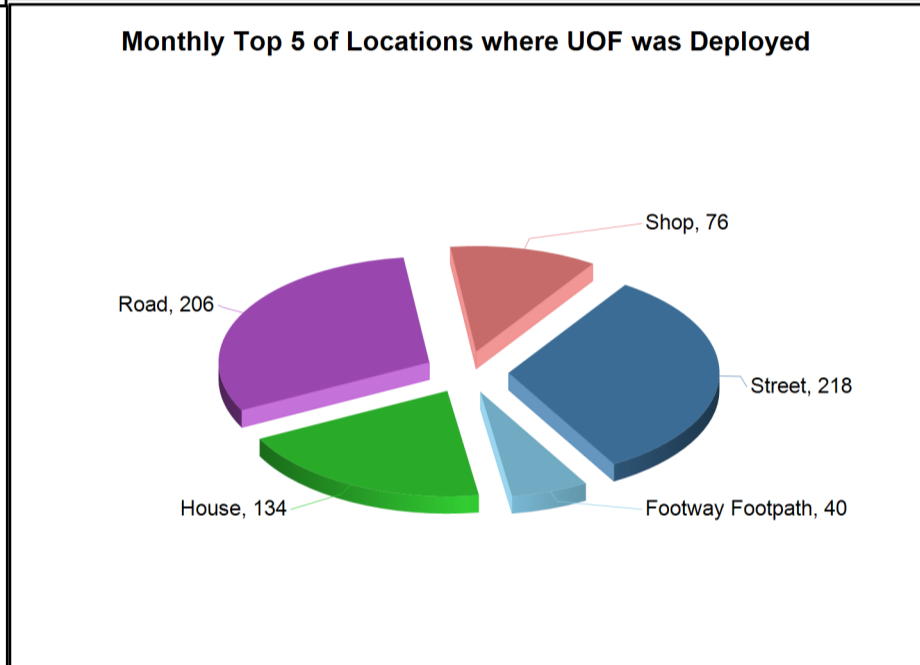
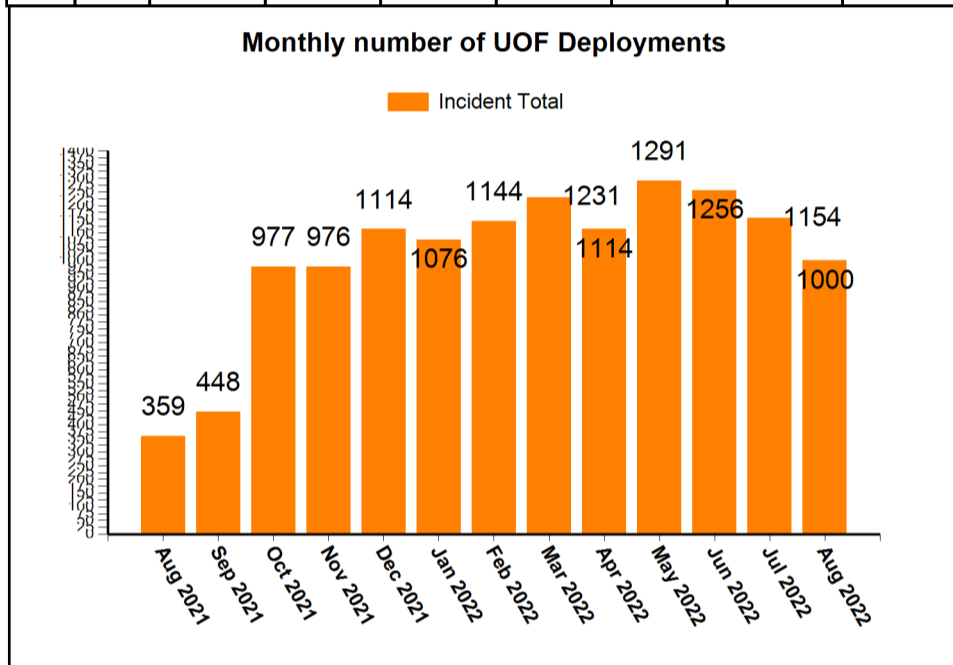
TOTAL RECORDED USE OF FORCE (INCIDENTS)	Month	933	YTD	8,650
TOTAL RECORDED USE OF FORCE (DEPLOYMENTS)	Month	997	YTD	9229
Number of Incidents on PULSE	Month	110,432	YTD	922,191
% of Incidents involving Use of Force	Month	0.8449%	YTD	0.9380%

Note: Use of Force options can also be deployed against locations (breaching tools), animals (dangerous dog), and vehicles (stinger device).




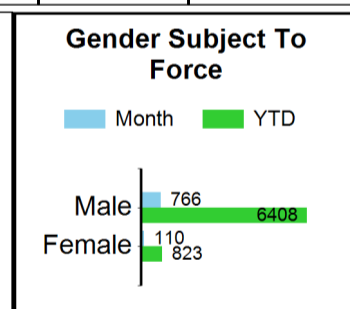
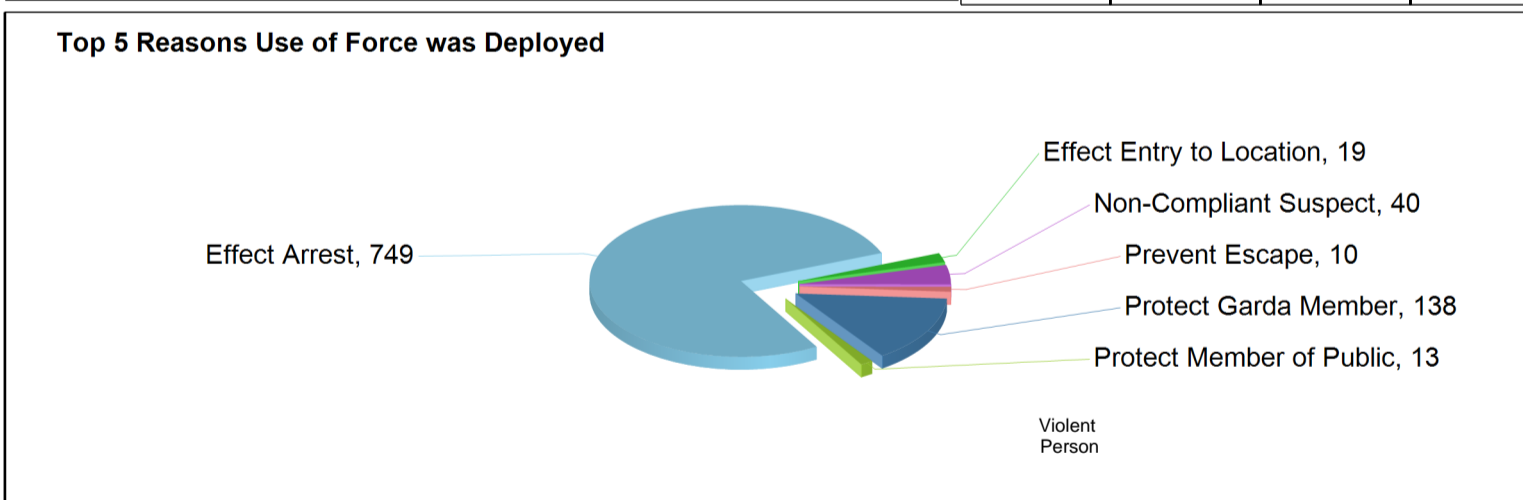
	Sun	Mon	Tue	Wed	Thu	Fri	Sat
2022 YTD	1901	1104	1066	1056	1140	1292	1707
2021 YTD	437	339	307	353	364	366	475

	00.01 to 8.00 YTD	8.01 to 16.00 YTD	16.01 to 0.00 YTD
2022	2923	1863	4443
2021	718	597	1304

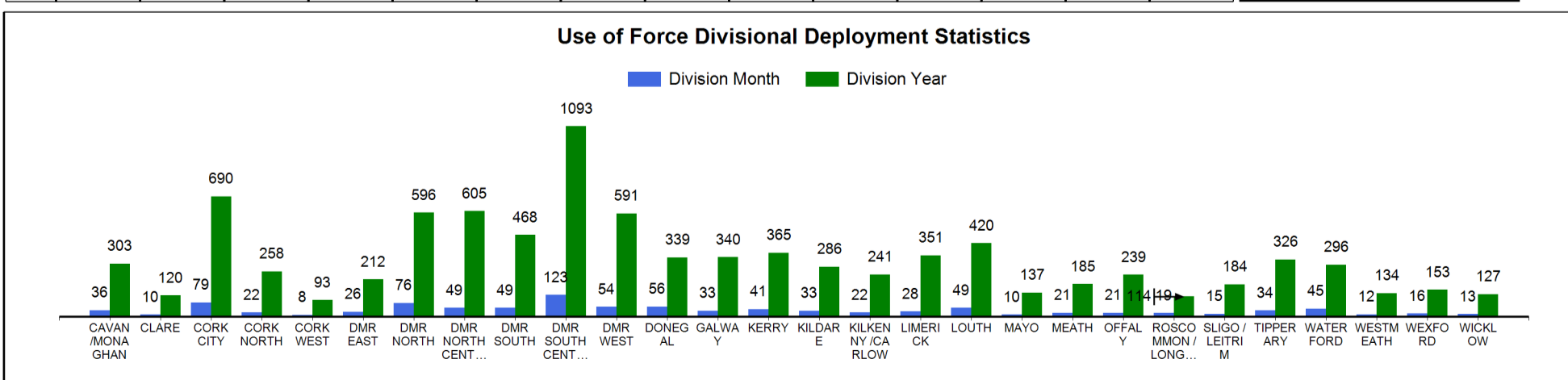


	Aug 2021	Sep 2021	Oct 2021	Nov 2021	Dec 2021	Jan 2022	Feb 2022	Mar 2022	Apr 2022	May 2022	Jun 2022	Jul 2022	Aug 2022
Total	359	448	977	976	1114	1076	1144	1231	1114	1291	1256	1154	1000

	Footway Footpath	House	Road	Shop	Street	Others
Total	40	134	206	76	218	277



	Effect Arrest	Protect Garda Member	Non-Compliant Suspect	Effect Entry to Location	Protect Member of Public	Prevent Escape	Carry Out Search	Protect Suspect	Violent Person	Armed Suspect	Other	Protect Property	Vehicle Failing to Stop	Covid-19
Month	749	138	40	19	13	10	8	6	6	5	3	2	1	0
YTD	6803	1485	231	195	133	90	107	110	29	37	32	10	4	0



	CAVAN/MONAGHAN	CLARE	CORK CITY	CORK NORTH	CORK WEST	DMR EAST	DMR NORTH	DMR NORTH CENTRAL	DMR SOUTH	DMR SOUTH CENTRAL	DMR WEST	DONEGAL	GALWAY	KERRY	KILDARE	KILKENNY/CARLOW	LIMERICK	LOUTH	MAYO	MEATH	OFFALY	ROSCOMMON/LEITRIM/SLIGO	TIPPERARY	WATERFORD	WESTMEATH	WEXFORD	WICKLOW	
Month	36	10	79	22	8	26	76	49	49	123	54	56	33	41	33	22	28	49	10	21	21	19	15	34	45	12	16	13
YTD	303	120	690	258	93	212	596	605	468	1093	591	339	340	365	286	241	351	420	137	185	239	114	184	296	134	153	127	
AVG	37.88	15.00	86.25	32.25	11.63	26.50	74.50	75.63	58.50	136.63	73.88	42.38	42.50	45.63	35.75	30.13	43.88	52.50	17.13	23.13	29.88	14.25	23.00	40.75	37.00	16.75	19.13	15.88

Civilians injured during UOF Incident

Month: 22 | YTD: 201

Garda Members injured during UOF Incident

Month: 9 | YTD: 175

Pepper Spray*

Month: 68 | YTD: 634

Baton (Used)

Month: 19 | YTD: 174

Handcuffs (Used)

Month: 878 | YTD: 8031

Anti Spit Guard (Used)

Month: 1 | YTD: 17

Unarmed Restraint Used

Month: 193 | YTD: 1945

Taser (Used)

Month: 1 | YTD: 11

Non Lethal Firearm

Month: 0 | YTD: 1

Firearm (Used)**

Month: 0 | YTD: 0

NOTES: This is operational information which may be subject to change. Previous monthly incident data totals reported may change and affect YTD figures. Use of Force Incidents can be created outside of the monthly parameters. *Use of Force incidents can include multiple persons subject to force **This report is generated from information contained on the Garda Síochána PULSE system as per report issue date. ***UoF deployments also include locations (breaching tools), animals (angry dog) & vehicles (stinger device)