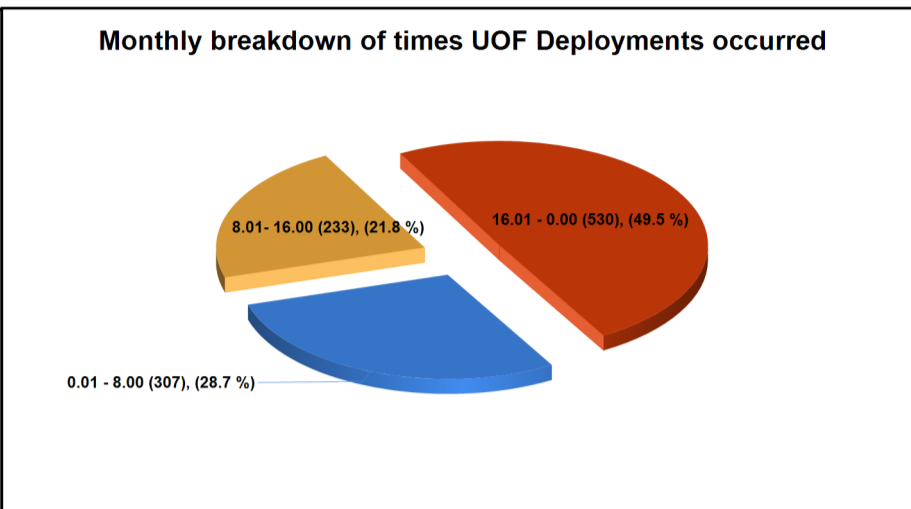
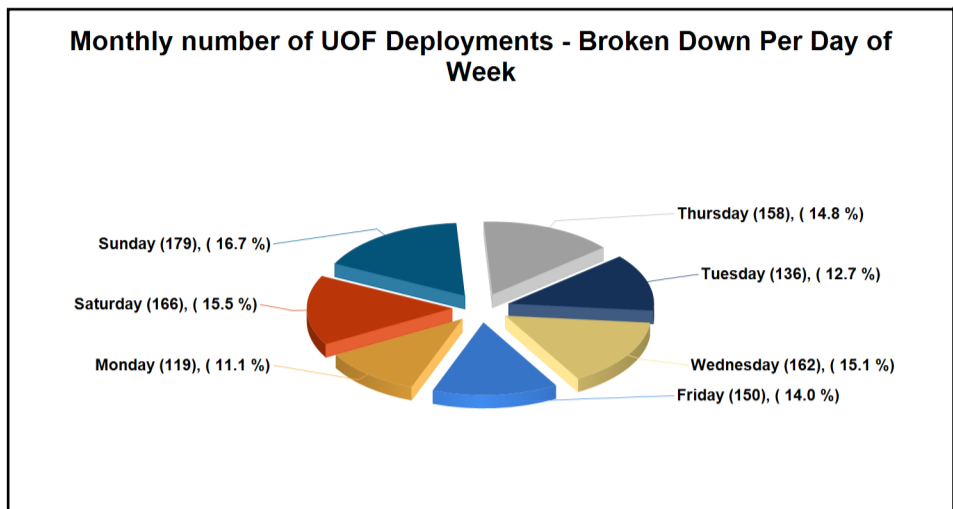




THIS DOCUMENT IS SELF CONTAINED AND SHOULD NOT BE COMPARED OR LINKED TO OTHER SOURCES. THE INFORMATION IS CORRECT AS OF September 4, 2023 at 18:54:43. PLEASE NOTE THIS IS AN AUTOMATED GENERATED REPORT. Each Incident may contain a number of Use of Force Deployments. This may be due to numerous Garda Members attending the incident or different equipment/tactics being utilised.

**UoF deployments also include locations (breaching tools), animals (angry dog) & vehicles (stinger device)**

<b>TOTAL RECORDED USE OF FORCE (INCIDENTS)</b>	Month	<b>983</b>	YTD	<b>7,835</b>
<b>TOTAL RECORDED USE OF FORCE (DEPLOYMENTS)</b>	Month	<b>1070</b>	YTD	<b>8453</b>
<b>Number of Incidents on PULSE</b>	Month	<b>113,164</b>	YTD	<b>927,614</b>
<b>% of Incidents involving Use of Force</b>	Month	<b>0.8687%</b>	YTD	<b>0.8446%</b>



	Sun	Mon	Tue	Wed	Thu	Fri	Sat	00.01 to 8.00 YTD	8.01 to 16.00 YTD	16.01 to 0.00 YTD
2023 YTD	1543	1098	1003	1086	1070	1210	1443	2543	1916	3994
2022 YTD	1969	1160	1119	1124	1171	1348	1781	3058	1977	4637

**Civilians injured during UOF Incident**

Month	YTD
29	210

**Garda Members injured during UOF Incident**

Month	YTD
22	200

**Pepper Spray\***

Month	YTD
92	670

**Baton (Used)**

Month	YTD
36	196

**Handcuffs (Used)**

Month	YTD
924	7229

**Anti Spit Guard (Used)**

Month	YTD
0	8

**Unarmed Restraint Used**

Month	YTD
178	1722

**Taser (Used)**

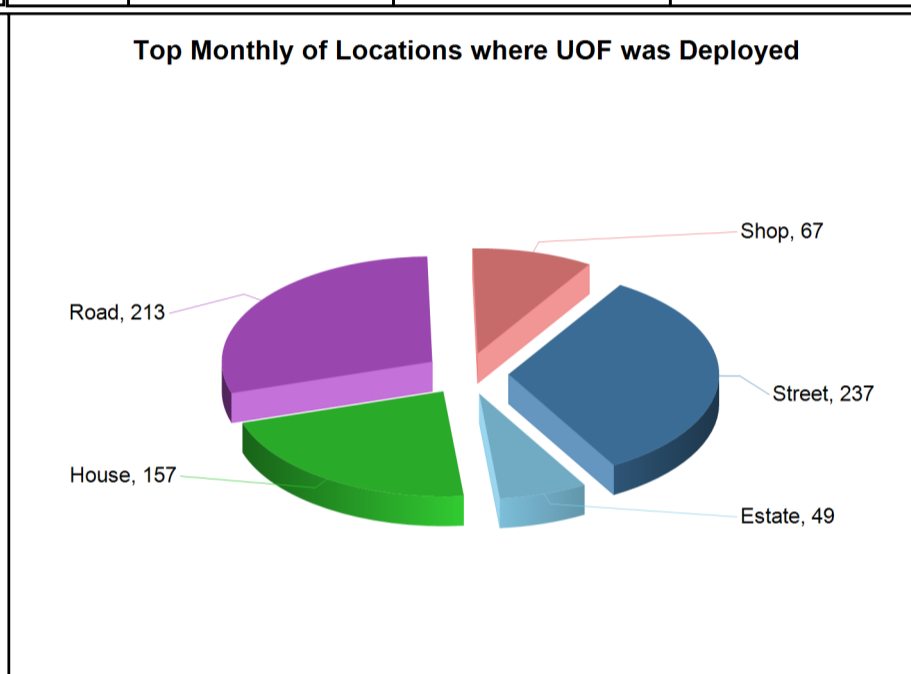
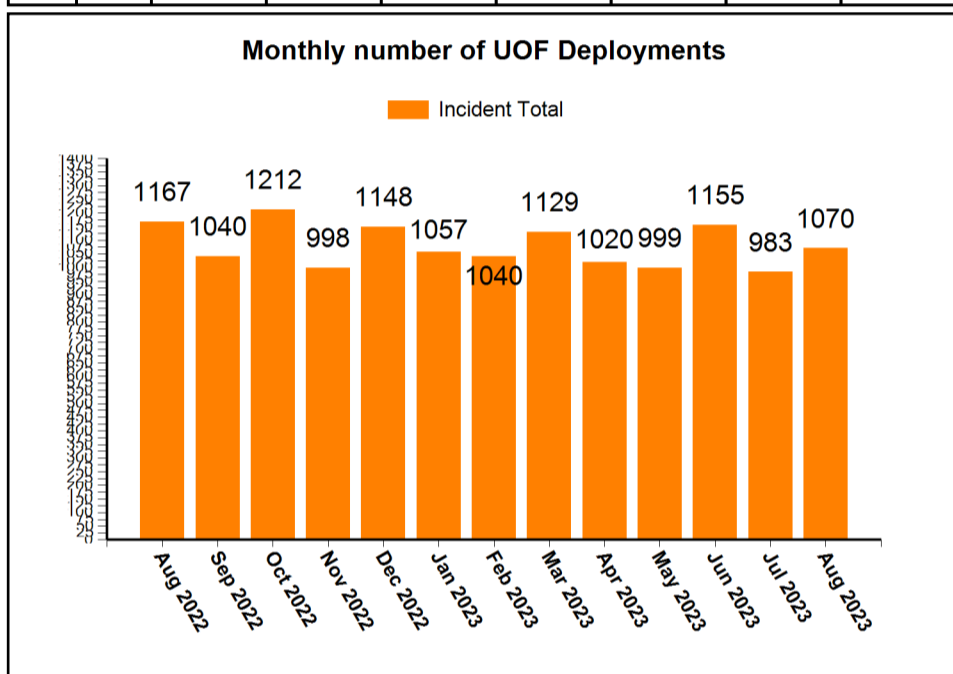
Month	YTD
4	26

**Less Lethal Firearm**

Month	YTD
0	3

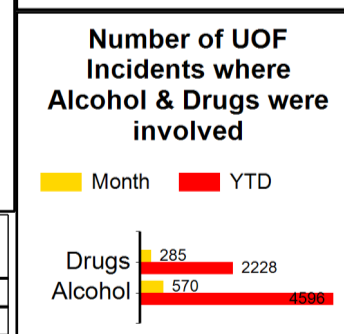
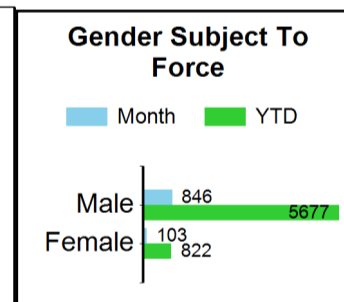
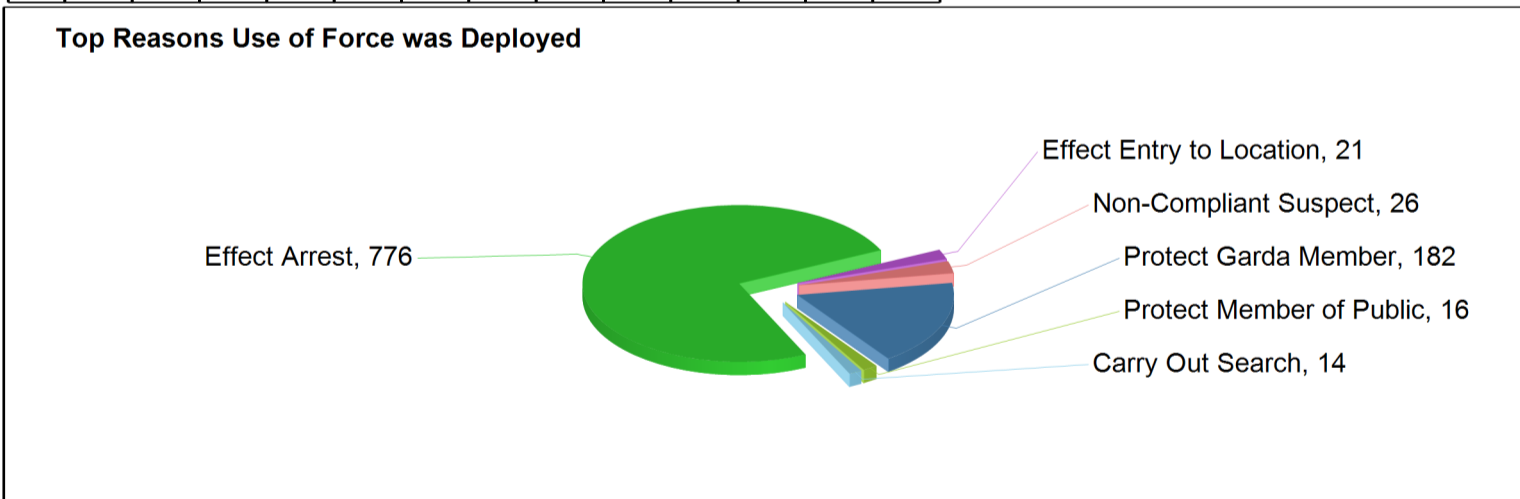
**Firearm (Used)\*\***

Month	YTD
0	1

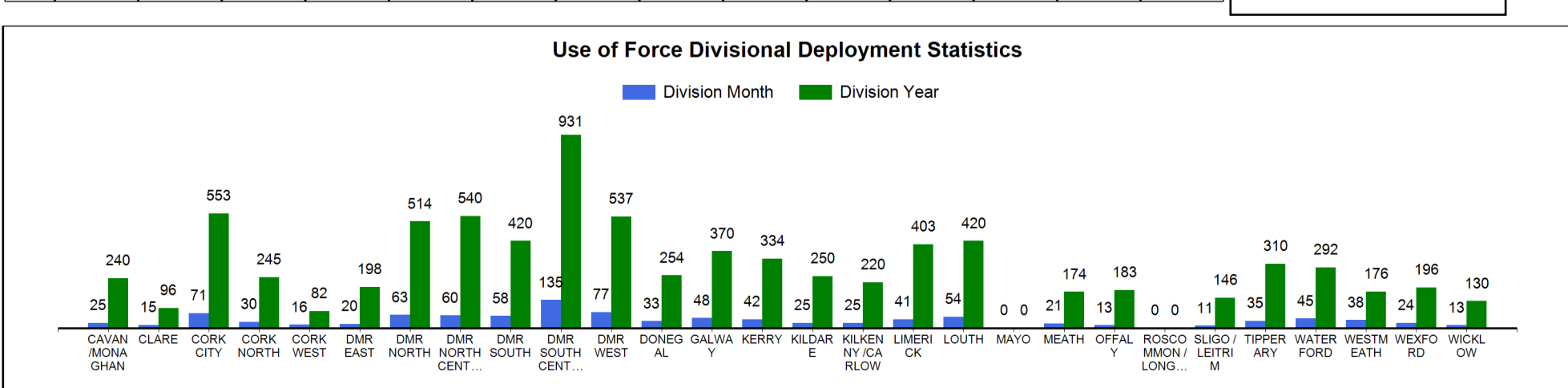


	Aug 2022	Sep 2022	Oct 2022	Nov 2022	Dec 2022	Jan 2023	Feb 2023	Mar 2023	Apr 2023	May 2023	Jun 2023	Jul 2023	Aug 2023
Total	1167	1040	1212	998	1148	1057	1040	1129	1020	999	1155	983	1070

	Estate	House	Road	Shop	Street
Total	49	157	213	67	237



	Effect Arrest	Protect Garda Member	Non-Compliant Suspect	Effect Entry to Location	Protect Member of Public	Carry Out Search	Protect Suspect	Armed Suspect	Prevent Escape	Other	Vehicle Failing to Stop	Violent Person	Protect Property	Covid-19
Month	776	182	26	21	16	14	11	7	7	5	2	2	1	0
YTD	5915	1511	204	242	119	115	125	52	80	42	9	36	3	0



	CAVAN /MONAGHAN	CLARE	CORK CITY	CORK NORTH	CORK WEST	DMR EAST	DMR NORTH	DMR NORTH CENTRAL	DMR SOUTH	DMR SOUTH CENTRAL	DMR WEST	DONEGAL	GALWAY	KERRY	KILDARE	KILKENNY /CARLOW	LIMERICK	LOUTH	MAYO	MEATH	OFFALY	ROSCOMMON /LONGFORD	SLIGO /LEITRIM	TIPPERARY	WATERFORD	WESTMEATH	WEXFORD	WICKLOW
Month	25	15	71	30	16	20	63	60	58	135	77	33	48	42	25	25	41	54	0	21	13	0	11	35	45	38	24	13
YTD	240	96	553	245	82	198	514	540	420	931	537	254	370	334	250	220	403	420	0	174	183	0	146	310	292	176	196	130
AVG	30.00	12.00	69.13	30.63	10.25	24.75	64.25	67.50	52.50	116.38	67.13	31.75	46.25	41.75	31.25	27.50	50.38	52.50	0.00	21.75	22.88	0.00	18.25	38.75	36.50	22.00	24.50	16.25

NOTES: This is operational information which may be subject to change. Previous monthly incident data totals reported may change and affect YTD figures. Use of Force Incidents can be created outside of the monthly parameters. \*Use of Force incidents can include multiple persons subject to force \*\*This report is generated from information contained on the Garda Síochána PULSE system as per report issue date. \*\*\*UoF deployments also include locations (breaching tools), animals (angry dog) & vehicles (stinger device)