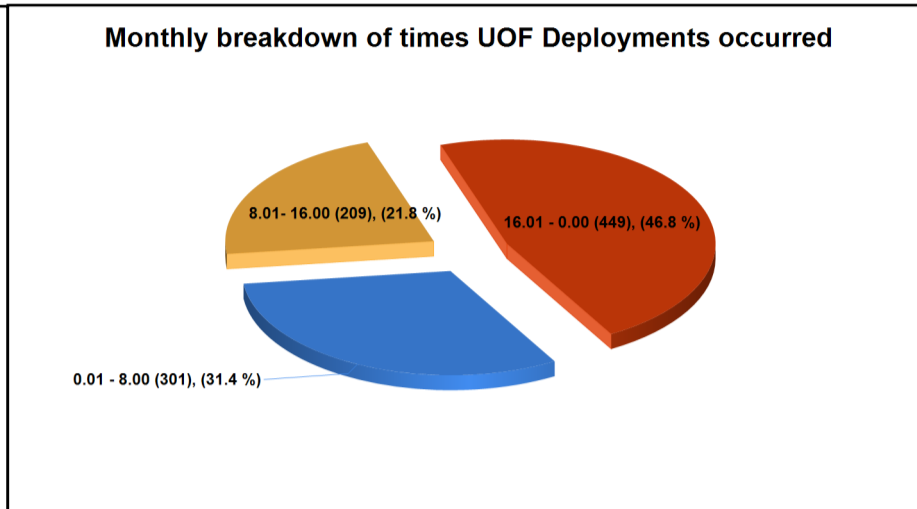
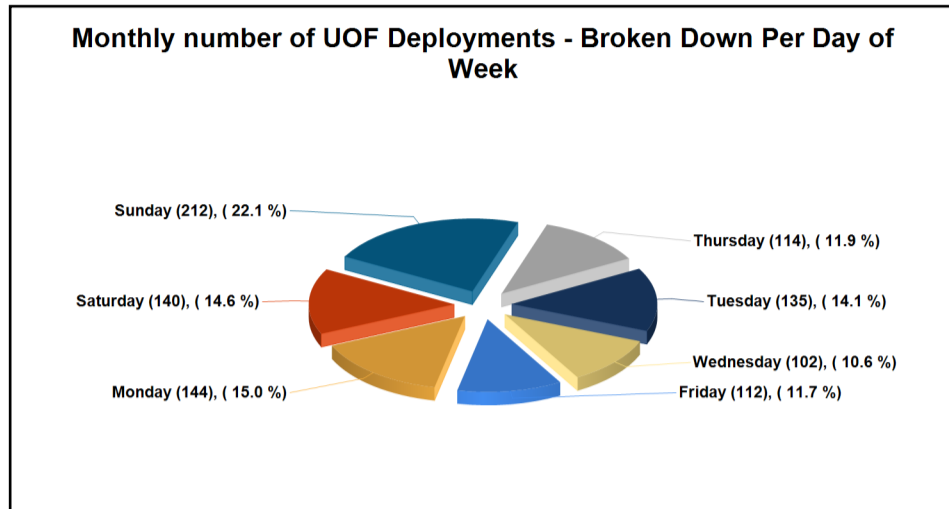


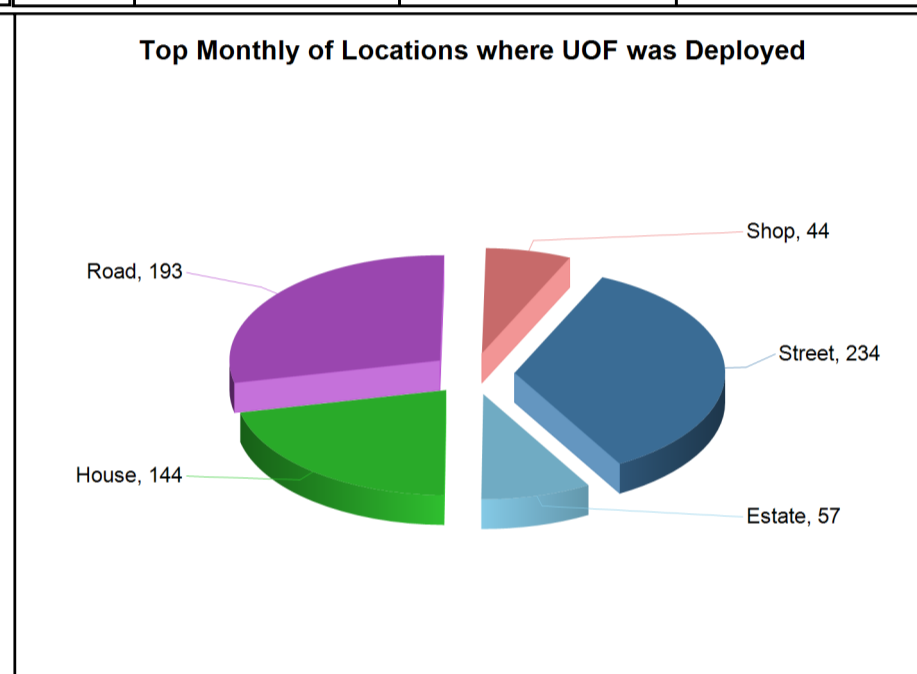
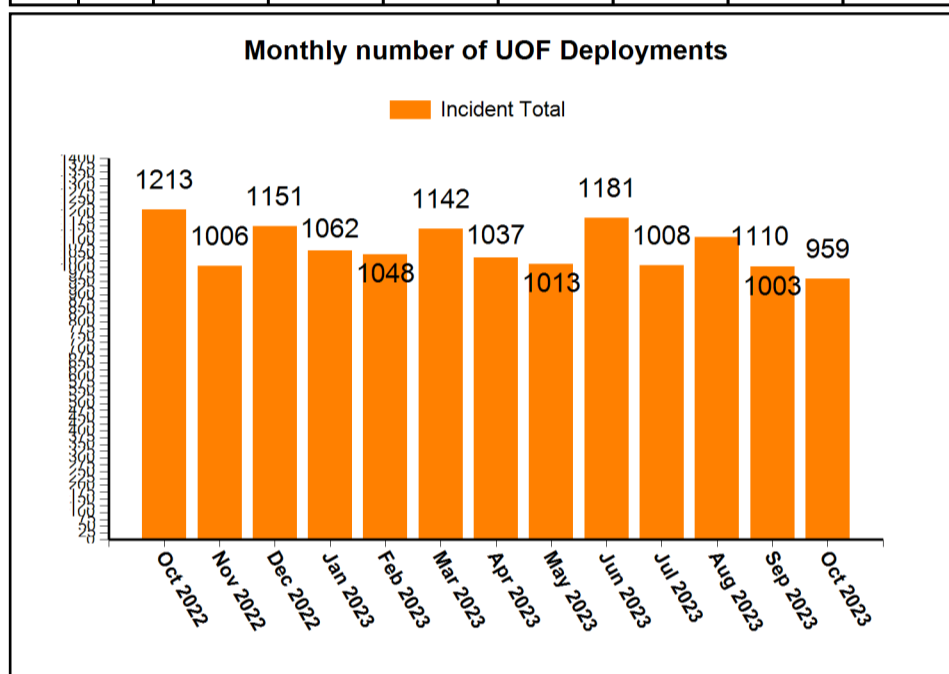


THIS DOCUMENT IS SELF CONTAINED AND SHOULD NOT BE COMPARED OR LINKED TO OTHER SOURCES. THE INFORMATION IS CORRECT AS OF November 9, 2023 at 14:46:28. PLEASE NOTE THIS IS AN AUTOMATED GENERATED REPORT. Each Incident may contain a number of Use of Force Deployments. This may be due to numerous Garda Members attending the incident or different equipment/tactics being utilised.  
**UoF deployments also include locations (breaching tools), animals (angry dog) & vehicles (stinger device)**

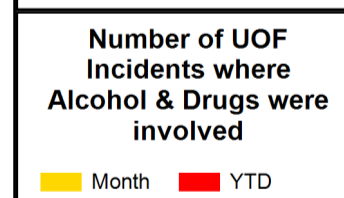
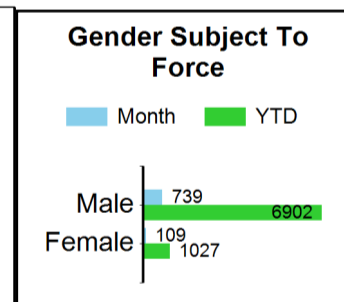
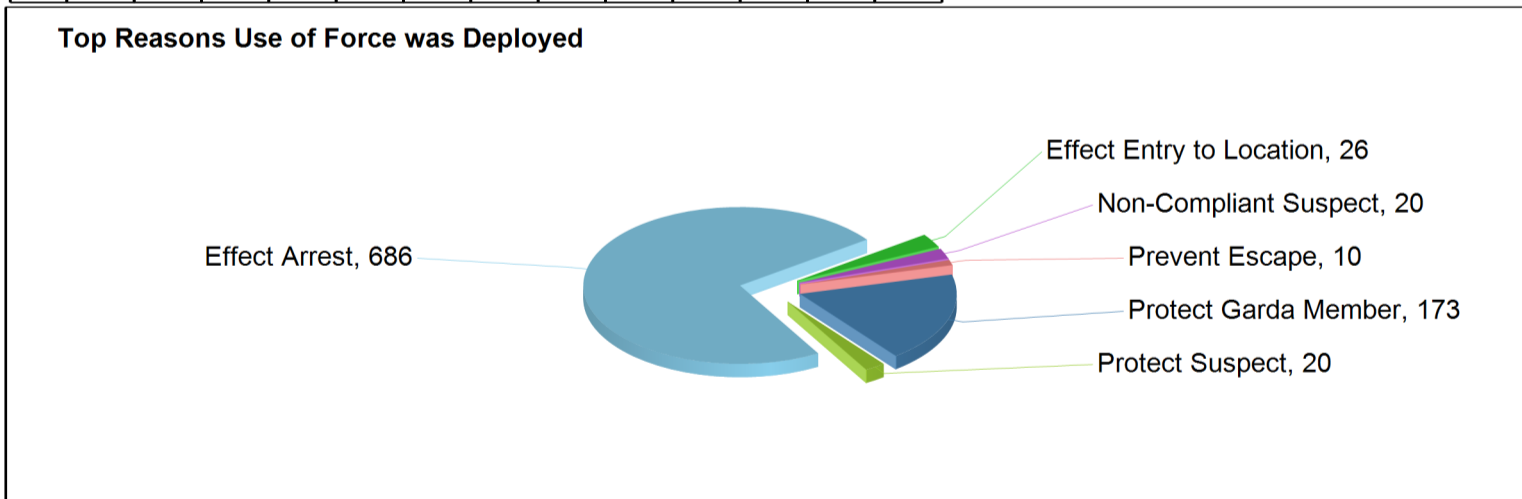
<b>TOTAL RECORDED USE OF FORCE (INCIDENTS)</b>	<b>Month</b>	<b>897</b>	<b>YTD</b>	<b>9,801</b>
<b>TOTAL RECORDED USE OF FORCE (DEPLOYMENTS)</b>	<b>Month</b>	<b>959</b>	<b>YTD</b>	<b>10563</b>
<b>Number of Incidents on PULSE</b>	<b>Month</b>	<b>117,581</b>	<b>YTD</b>	<b>1,180,873</b>
<b>% of Incidents involving Use of Force</b>	<b>Month</b>	<b>0.7629%</b>	<b>YTD</b>	<b>0.8300%</b>



	Sun	Mon	Tue	Wed	Thu	Fri	Sat	00.01 to 8.00 YTD	8.01 to 16.00 YTD	16.01 to 0.00 YTD
2023 YTD	1936	1382	1265	1358	1301	1513	1808	3140	2417	5006
2022 YTD	2423	1492	1334	1403	1454	1664	2169	3775	2483	5681



	Oct 2022	Nov 2022	Dec 2022	Jan 2023	Feb 2023	Mar 2023	Apr 2023	May 2023	Jun 2023	Jul 2023	Aug 2023	Sep 2023	Oct 2023
Total	1213	1006	1151	1062	1048	1142	1037	1013	1181	1008	1110	1003	959



	Effect Arrest	Protect Garda Member	Effect Entry to Location	Non-Compliant Suspect	Protect Suspect	Prevent Escape	Carry Out Search	Protect Member of Public	Armed Suspect	Violent Person	Protect Property	Other	Vehicle Failing to Stop	Covid-19
Month	686	173	26	20	20	10	8	8	3	3	1	1	0	0
YTD	7411	1884	313	246	156	102	132	141	65	41	5	51	16	0

<b>Civilians injured during UOF Incident</b>	Month	YTD
	30	266
<b>Garda Members injured during UOF Incident</b>	Month	YTD
	22	263
<b>Pepper Spray*</b>	Month	YTD
	79	831
<b>Baton (Used)</b>	Month	YTD
	23	240
<b>Handcuffs (Used)</b>	Month	YTD
	815	9003
<b>Anti Spit Guard (Used)</b>	Month	YTD
	0	8
<b>Unarmed Restraint Used</b>	Month	YTD
	219	2154
<b>Taser (Used)</b>	Month	YTD
	1	31
<b>Less Lethal Firearm</b>	Month	YTD
	1	6
<b>Firearm (Used)**</b>	Month	YTD
	0	1

Please note that a number of Garda Divisions are currently being amalgamated under the new Garda Operating Model. This re-configuration of Divisions is currently being undertaken by Garda IT Section and requires code and counting changes to the Garda PULSE system to ensure all reported use of force incidents are correctly categorised under the New Divisional Model. Accordingly, An Garda Síochána are not in a position to provide the divisional breakdown statistics at this time. National figures are not affected and are correct.

NOTES: This is operational information which may be subject to change. Previous monthly incident data totals reported may change and affect YTD figures. Use of Force Incidents can be created outside of the monthly parameters. \*Use of Force incidents can include multiple persons subject to force \*\*This report is generated from information contained on the Garda Síochána PULSE system as per report issue date. \*\*\*UoF deployments also include locations (breaching tools), animals (angry dog) & vehicles (stinger device)