

An Garda Síochána Public Attitudes Survey Bulletin



Q2 2018

Research conducted by



This bulletin presents high level findings from the second quarter of the Public Attitudes Survey conducted between April and June 2018.

People were asked about their perceptions of national and local crime; if they experienced victimisation in the last year, whether they reported this crime, and their satisfaction with An Garda Síochána's handling of their incident. Respondents were also asked about their level of worry about becoming a victim of crime, their fear about crime, as well as its impact on their quality of life. They were asked what crimes they think should be prioritised by Gardaí; how visible Garda patrols are in their local area; as well as their level of trust, satisfaction, perceptions of fair treatment and overall perceptions of the Garda organisation.

The survey is designed to run on a continuous basis (it is continuously surveying the population) with 1,500 people being surveyed each quarter. Data was collected by means of in-home, face-to-face interviews. The high level results presented in this bulletin are based on data which has been weighted by age, gender, social class and nationality.

This is a survey of a random sample of the population; therefore, we have to accept that there will be some margin of error. This has been calculated at +/- 2.53 per cent for the quarterly sample. It is important to note that as analysis is done on smaller proportions, the margin of error increases. This should be taken into account when examining analysis of victims of crime. Not all charts where percentages are used will add up to 100 percent because of the rounding of figures. In line with the methodology used in the 2017 Annual Report, preliminary analysis of all variables was completed to assess the proportion of don't know responses. A decision was

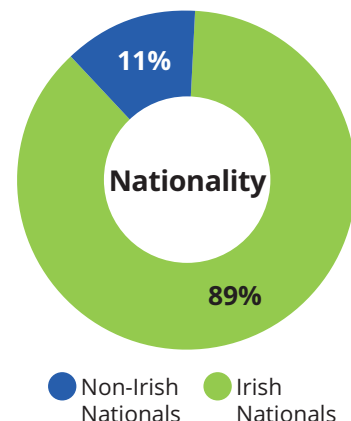
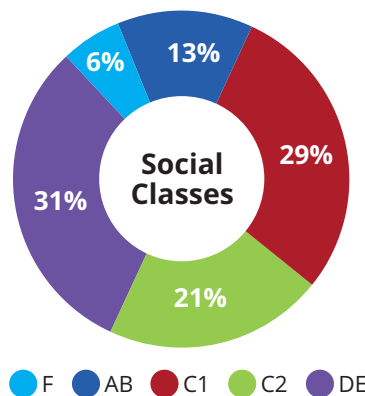
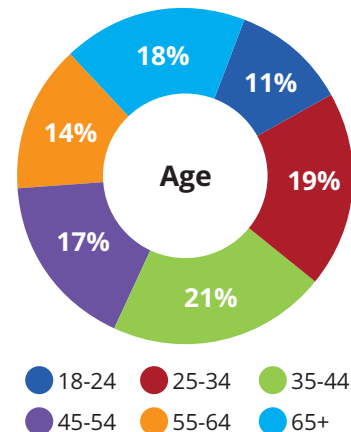
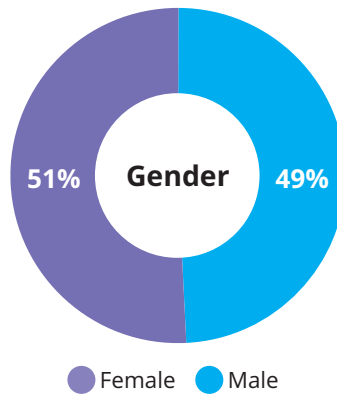
then taken about whether they were to be excluded from subsequent analyses. Don't know and refused responses have been removed from analysis if they account for less than 10% of responses at all measurement points. In cases where don't know responses totalled 10% or more of respondents' replies, analysis including and excluding such responses are presented for completeness. Monitoring of don't know/refused responses is ongoing to ensure data quality is maintained.

Demographics

The sample is of 1,500 adults aged 18 years and over.

CONTENTS

- 2 Perceptions of crime
- 2 Victimisation
- 3 Fear and worry about crime
- 3 Garda visibility
- 4 Satisfaction with An Garda Síochána
- 4 Trust in An Garda Síochána
- 5 Equality of treatment by An Garda Síochána
- 6 Perceptions of the Garda organisation
- 6 Conclusion

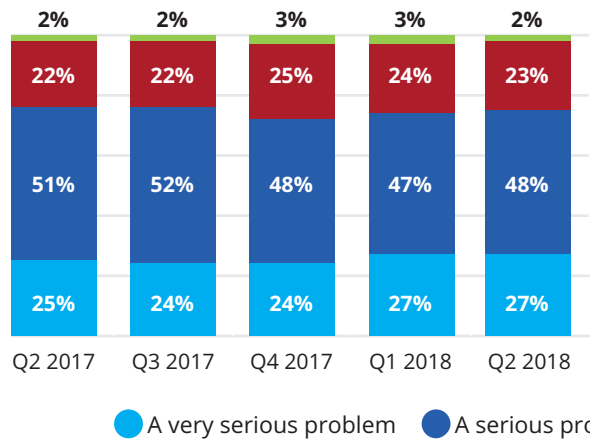


Perceptions of Crime

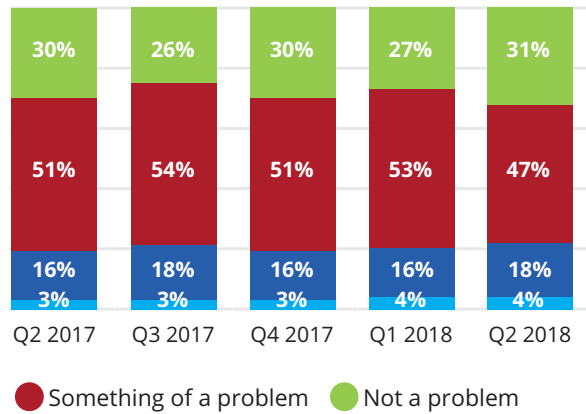
In Q2 2018, 75% of respondents perceived national crime to be either a very serious or serious problem. The proportion of respondents who consider national crime a very serious or serious problem has remained relatively stable over the last number of measurement points. In comparison, during Q2

2018 22% of respondents considered local crime to be a very serious or serious problem, an increase of 2% since Q1 2018. Survey respondents continue to perceive national crime as a more serious problem compared to crime in their local area.

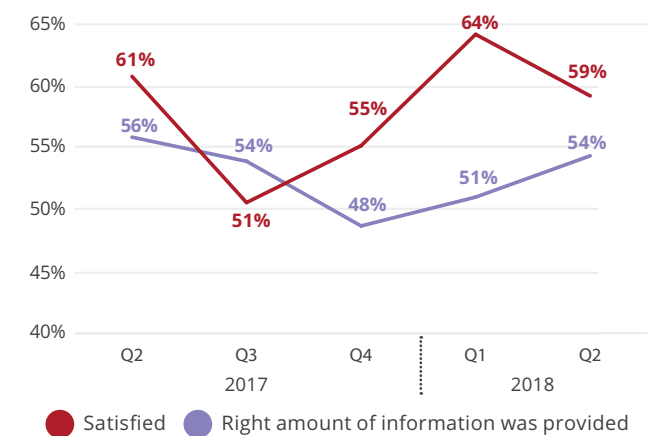
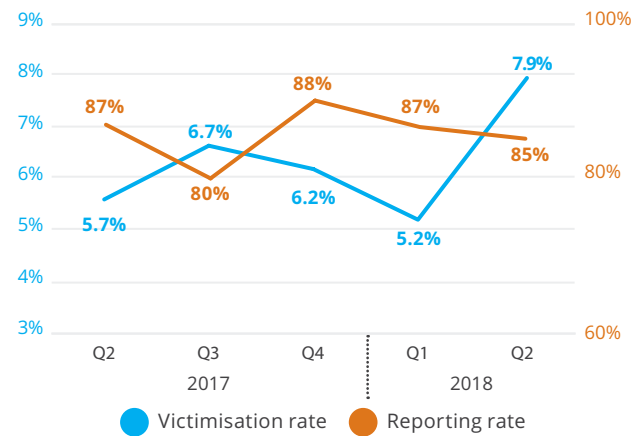
Perceptions of National Crime



Perceptions of Local Crime



Victimisation



The victimisation rate stood at 7.9% during Q2 2018 with 85% of victims interviewed stating they had reported their most recent crime incident to An Garda Síochána. Between the last two survey sweeps the victimisation rate increased, while the proportion of victims reporting their crime incident to An Garda Síochána decreased. During Q2 2018 satisfaction

among victims of crime (who reported their crime to Gardaí) stood at 59%, a decrease of 5% since Q1 2018, and down 2% compared to the same quarter last year. During Q2 2018 the proportion of victims that felt the right amount of information had been provided to them stood at 54%, this has been trending upwards over recent survey sweeps.

1 This includes being a victim of burglary, theft, robbery, criminal damage, assault, or fraud

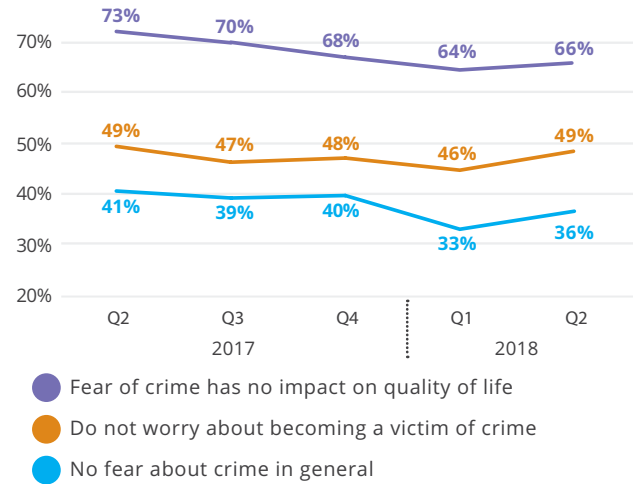
2 119 respondents experienced victimisation in the previous 12 months

3 101 victims reported their crime to An Garda Síochána

Fear and Worry about Crime

During Q2 2018, 49% of respondents reported that they did not worry about becoming a victim of crime. Among those who did worry about becoming a victim of crime; 4% worried about becoming a victim of personal injury, 9% worried about property theft or damage, and 38% worried about becoming a victim of both. During the same period, 36% of respondents reported having no fears about the level of crime in general. Among those who reported being fearful, 4% had a lot of fears, while 30% reported having some fears or very few fears. Sixty-six percent of respondents reported that their fear of crime had no impact on their quality of life. Among those who reported that fear of crime had impacted their quality of life, 22% stated that it had reduced quality a little, 9% reported it had moderately reduced quality, while 2% stated it had significantly and 1% stated that it had greatly reduced their quality of life. Since Q2 2017 the proportion of respondents reporting no fear about the level of crime has dropped by 5%, while those reporting that fear of crime had no impact on their quality of life fell 7 percentage points between Q2 2017 and Q2 2018. The proportion

of respondents reporting that they did not worry about becoming a victim of crime has stayed relatively stable over recent survey sweeps.

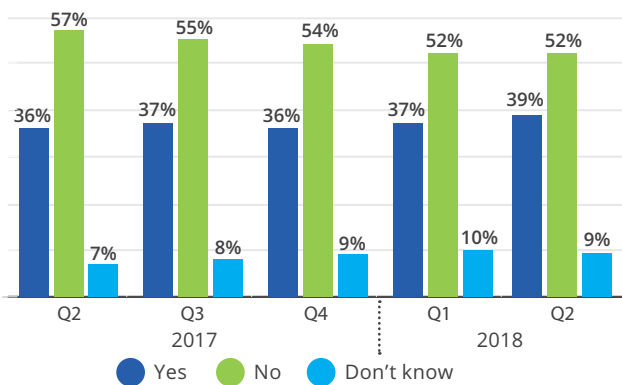


Garda Visibility

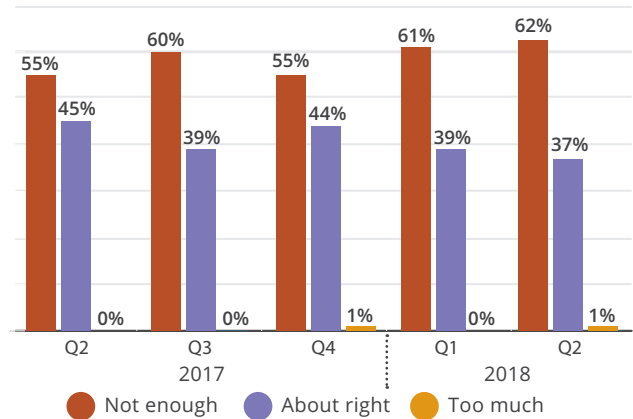
In Q2 2018, 39% of respondents were aware of Garda patrols in their local area. This has increased 3% percentage points compared to the same quarter of 2017. During Q2 2018,

37% of respondents considered Garda presence in their local area to be at about the right level. This has decreased 8 percentage points when compared to Q2 2017.

Garda Patrols Locally



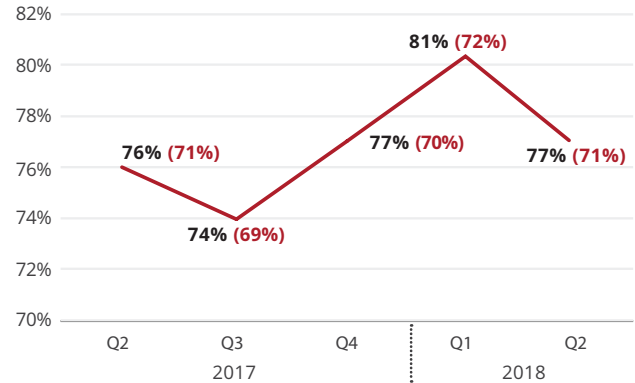
Garda Presence Locally



Satisfaction with An Garda Síochána

In Q2 2018, 77% of respondents reported they were satisfied with the service provided by An Garda Síochána to local communities, an increase of 1% from the same period last year, but a decrease of 4% since the last measurement point. Since Q3 2017, satisfaction with the service provided by An Garda Síochána had been trending upwards, before falling between the last two survey sweeps. Four new questions investigating specific aspects of service provided to local communities were added in January 2018. In Q2 2018 74% of respondents agreed that the Gardaí could be relied upon to be there when you need them. Over one third of respondents (37%) agreed that community relations with the police were poor, an increase since the last survey sweep. The vast majority of respondents (83%) believed that Gardaí listen to the concerns of local people. Finally, 45% of respondents agreed that the Gardaí are not dealing with the things that matter to people in the local community. As outlined in the introduction, don't know and refused responses are removed from analysis if they account for less than 10% of responses. In the interest of completeness, proportions excluding and including don't know responses (in red) are presented in the chart and table below.

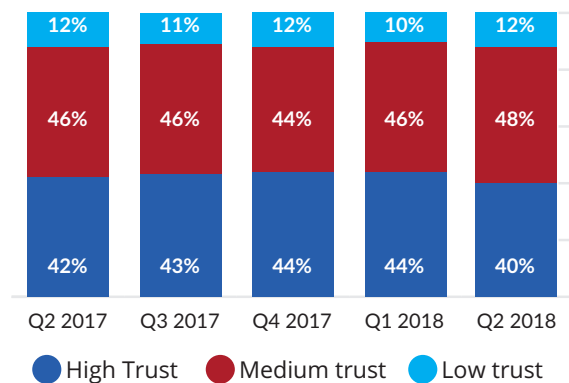
Satisfaction with An Garda Síochána



	Q1 2018 % Agreement excluding don't know responses	Q1 2018 % Agreement including don't know responses	Q2 2018 % Agreement excluding don't know responses	Q2 2018 % Agreement including don't know responses
The police in this area can be relied upon to be there when you need them	79%	70%	74%	66%
Community relations with the police are poor	35%	29%	37%	31%
The police in this area listen to the concerns of local people	84%	69%	83%	70%
The police are not dealing with the things that matter to people in this community	38%	31%	45%	36%

Trust in An Garda Síochána

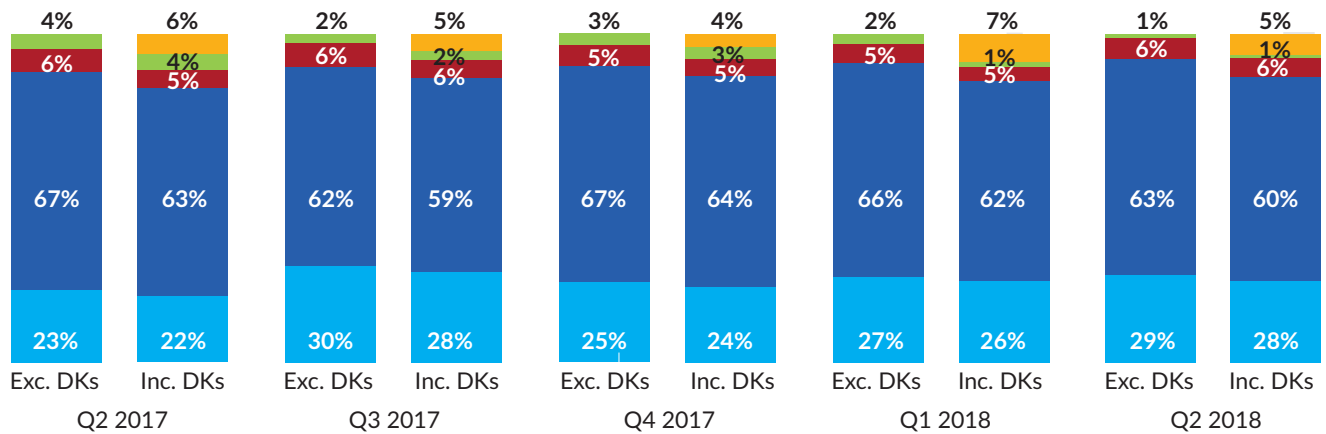
During Q2 2018, 88% of respondents stated they had a mid to high level of trust in An Garda Síochána. Trust in An Garda continues to remain stable over survey sweeps.



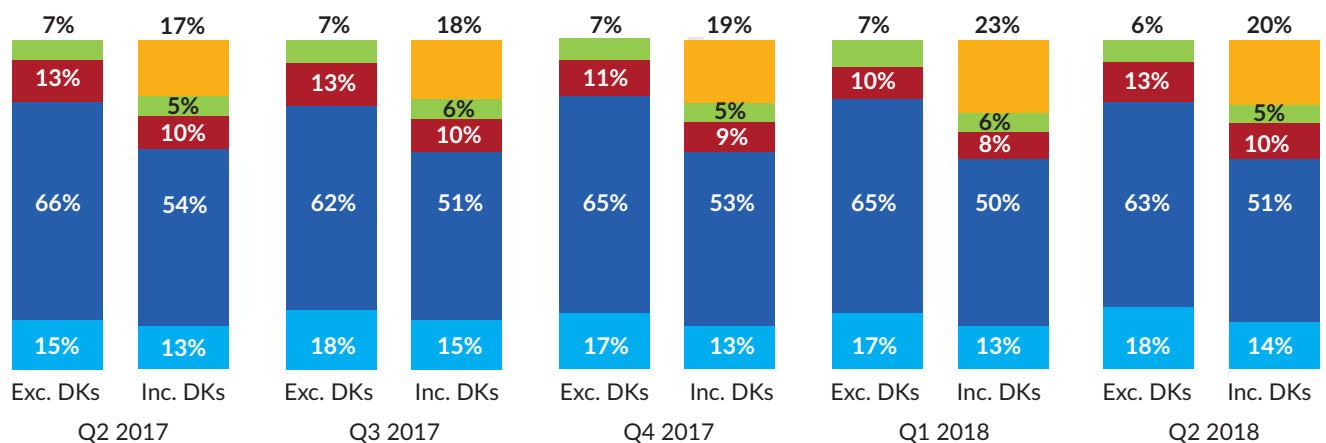
Equality of Treatment by An Garda Síochána

In Q2 2018, 92% of respondents agreed (88% when don't know responses are included) that the Gardaí would treat you with respect if you had contact with them for any reason. Since Q2 2017, the proportion of respondents agreeing with this statement has remained at 90% or above. When respondents were asked if the Gardaí in the area treat everyone fairly regardless of who they are, 81% agreed (65% when don't know responses are included). When asked this question considerably more than 10% of respondents replied 'don't know', therefore proportions including and excluding DK responses are presented for both questions in the charts below.

The Gardaí treat people with respect

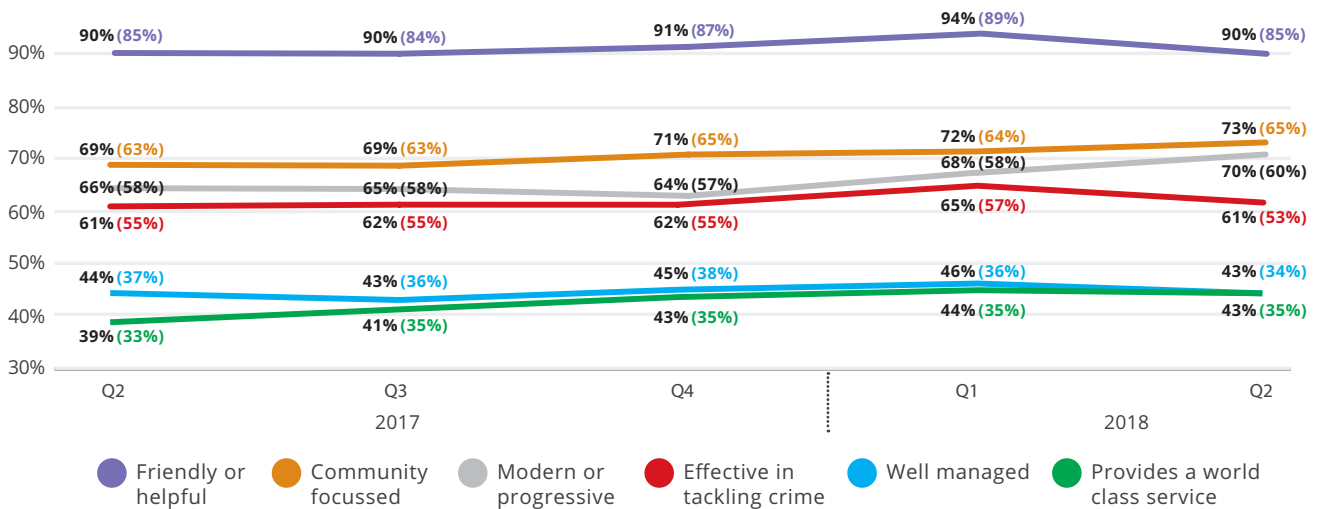


The Gardaí treat everyone fairly



● Strongly agree
 ● Agree
 ● Disagree
 ● Strongly disagree
 ● Don't know

Perceptions of the Garda Organisation



As outlined above, don't know and refused responses are removed from analysis if they account for less than 10% of responses. In the interest of completeness proportions excluding and including don't know responses (in brackets) are presented in the chart above. During Q2 2018 90% of respondents agreed that An Garda Síochána was friendly or helpful; 73% agreed that the organisation was community focused; 70% thought the organisation was modern or progressive; 61% reported that An Garda Síochána was

effective in tackling crime; while 43% agreed that the organisation was well managed and thought that An Garda Síochána provides a world class police service. Between the last two survey sweeps perceptions of the Garda organisation across measures of effectiveness and capability both increased and decreased. The vast majority of respondents continue to have positive views about the capability of An Garda Síochána to be friendly and helpful, community focused and modern or progressive.

Conclusion

An Garda Síochána now publishes results from its Public Attitudes Survey on a quarterly basis. The work is commissioned by An Garda Síochána and the fieldwork completed by Amarách Research. Previous bulletins and annual reports are available at www.garda.ie.

Respondents continue to see crime as a serious or very serious problem nationally whilst locally they do not see crime as a significant issue.

During Q2 2018, the victimisation rate stood at 7.9%, while the proportion of victims reporting their crime to Gardaí stood at 85%. Between the last two measurement points the victimisation rate has trended upwards, while the proportion of victims reporting their crime has trended downwards. It is important to note that as analysis is done on smaller proportions of the survey sample the margin of error increases. This should be taken into account when examining quarterly victims of crime samples.

Between the last two survey sweeps there has been an increase in the proportion of respondents reporting they had no fear about the level of crime in general, that they did not

worry about the likelihood of becoming a victim of crime, and that their fear of crime had no impact on their quality of life. Recently these trends have begun to fluctuate and monitoring will continue as quarterly results are published.

Awareness of Garda patrols in local areas stood at 39% during Q2 2018. Perceptions of Garda presence being at the right level have been decreasing since Q4 2017; 37% of respondents in Q2 2018 considered Garda presence locally to be at the right level. 77% of respondents reported they were satisfied with the service provided by An Garda Síochána to local communities. This has fluctuated between 74% and 81% over the past five measurement points.

The public's trust in the Garda organisation remains high at 88%. The vast majority of respondents believed that the Gardaí would treat them, or others, with respect, regardless of who they are, if they had contact with them for any reason. There have been slight increases and decreases in agreement across measures of the effectiveness and capability of the Garda organisation between the last two measurement points.