

An Garda Síochána Public Attitudes Survey Bulletin



Q1 2018

Research conducted by



This bulletin presents high level findings from the first quarter of the Public Attitudes Survey conducted between January and March 2018.

People were asked about their perceptions of national and local crime; if they experienced victimisation in the last year, whether they reported this crime, and their satisfaction with An Garda Síochána's handling of their incident. Respondents were also asked about their level of worry about becoming a victim of crime, their fear about crime, as well as its impact on their quality of life. They were asked what crimes they think should be prioritised by Gardaí; how visible Garda patrols are in their local area; as well as their level of trust, satisfaction, perceptions of fair treatment and overall perceptions of the Garda organisation.

The survey is designed to run on a continuous basis (it is continuously surveying the population) with 1,500 people being surveyed each quarter. Data was collected by means of in-home, face-to-face interviews. The high level results presented in this bulletin are based on data which has been weighted by age, gender, social class and nationality.

This is a survey of a random sample of the population; therefore, we have to accept that there will be some margin of error. This has been calculated at +/- 2.53 per cent for the quarterly sample. It is important to note that as analysis is done on smaller proportions, the margin of error increases. This should be taken into account when examining analysis of victims of crime. Not all charts where percentages are used will add up to 100 percent because of the rounding of figures. In line with the methodology used in the 2017 Annual Report, preliminary analysis of all variables was completed to assess the proportion of don't know responses. A decision was

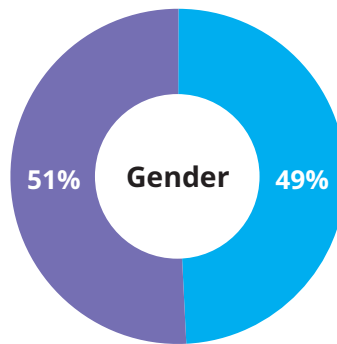
then taken about whether they were to be excluded from subsequent analyses. Don't know and refused responses have been removed from analysis if they account for less than 10% of responses at all measurement points. In cases where don't know responses totalled 10% or more of respondents' replies, analysis including and excluding such responses are presented for completeness. Monitoring of don't know/refused responses is ongoing to ensure data quality is maintained.

Demographics

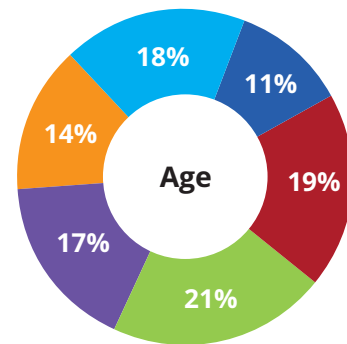
The sample is of 1,500 adults aged 18 years

CONTENTS

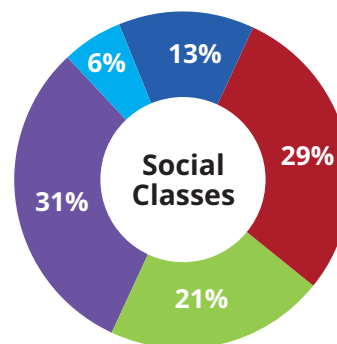
- 2 Perceptions of crime
- 2 Victimisation
- 3 Fear and worry about crime
- 3 Garda visibility
- 4 Satisfaction with An Garda Síochána
- 4 Trust in An Garda Síochána
- 5 Equality of treatment by An Garda Síochána
- 5 Perceptions of the Garda organisation
- 6 Conclusion



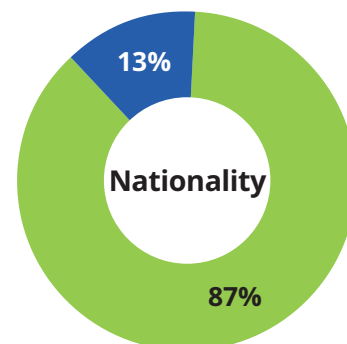
Female Male



18-24 25-34 35-44
45-54 55-64 65+



F AB C1 C2 DE



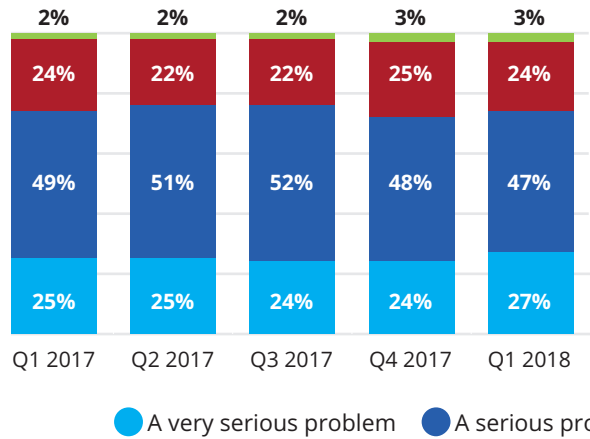
Non-Irish Nationals Irish Nationals

Perceptions of Crime

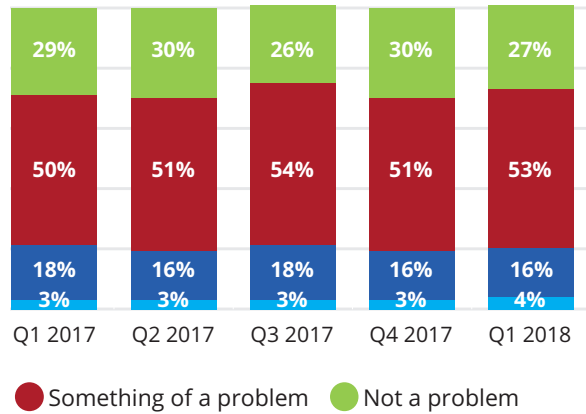
In Q1 2018, 74% of respondents perceived national crime to be either a very serious or serious problem. Between Q1 2017 and Q1 2018 the proportion of respondents who considered crime a very serious or serious problem locally has fluctuated between 72% and 76%. In comparison, during

the first quarter of 2018 only 20% of respondents considered local crime to be a very serious or serious problem. As in previous sweeps of the survey, respondents continued to be more positive in their perceptions of crime trends in their local area than at the national level.

Perceptions of National Crime

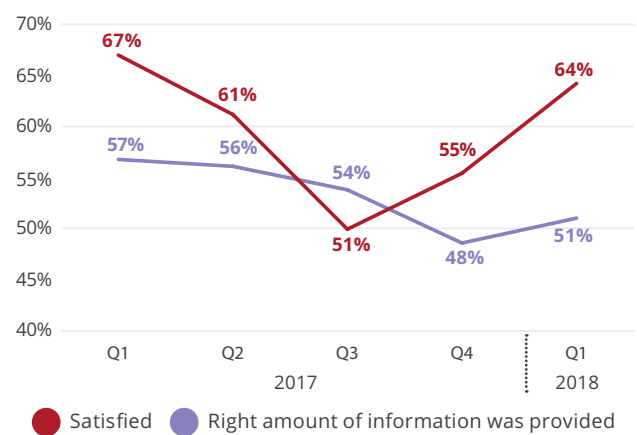
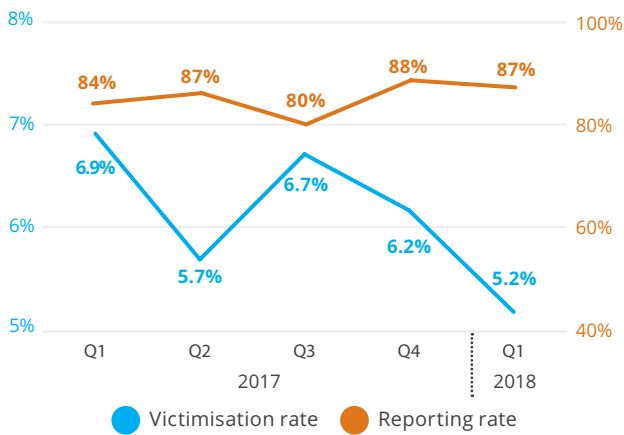


Perceptions of Local Crime



● A very serious problem ● A serious problem ● Something of a problem ● Not a problem

Victimisation



During Q1 2018, the victimisation rate¹ stood at 5.2%² with 87%³ of victims interviewed stating they had reported their most recent crime incident to An Garda Síochána. Over recent survey sweeps the victimisation rate has continued to fall, while the proportion of victims reporting their crime incident to An Garda Síochána has steadily increased. During Q1 2018, satisfaction among victims of crime (who reported

their crime to Gardaí) stood at 64%, a decrease of 3% since Q1 2017. Satisfaction has, however, been trending upwards over the last number of survey sweeps. Between Q1 2017 and Q1 2018 the proportion of victims that felt the right amount of information had been provided to them has fluctuated between 48% and 57%, standing at 51% during Q1 2018.

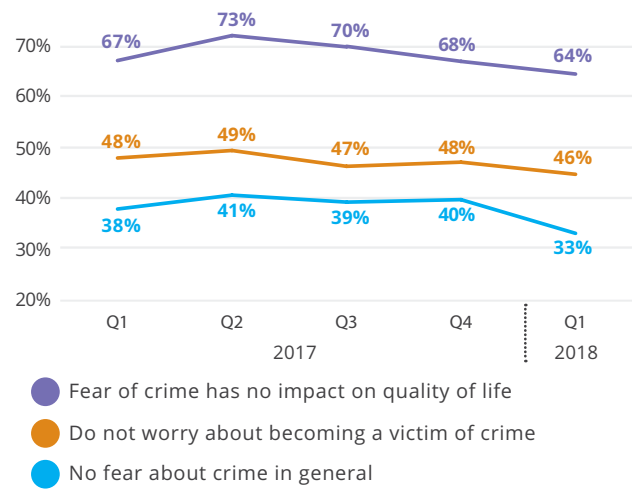
1 This includes being a victim of burglary, theft, robbery, criminal damage, assault, or fraud

2 78 respondents experienced victimisation in the previous 12 months

3 67 victims reported their crime to An Garda Síochána

Fear and Worry about Crime

During Q1 2018, 46% of respondents reported that they did not worry about becoming a victim of crime, two percentage points lower than during Q1 2017. Of those respondents who worried about becoming a victim of crime; 3% worried about becoming a victim of personal injury, 9% worried about property theft or damage, and 42% worried about becoming a victim of both. In Q1 2018, 33% of respondents reported having no fears about the level of crime in general; this is 5% lower than during Q1 2017 and 7% lower than Q4 2017. Among those who reported being fearful of the level of crime in general, 4% had a lot of fears, 30% had some fears, while 34% reported they had very few fears. Sixty-four percent of respondents reported that their fear of crime had no impact on their quality of life, this has trended downwards since Q2 2017. Among those who believed that fear of crime had impacted their quality of life, 25% stated that it had reduced quality a little, 8% reported it had moderately reduced quality, while 2% stated it had significantly and 1% stated that it had greatly reduced their quality of life.

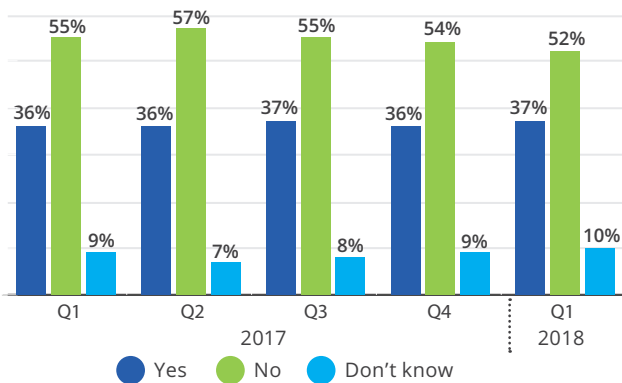


Garda Visibility

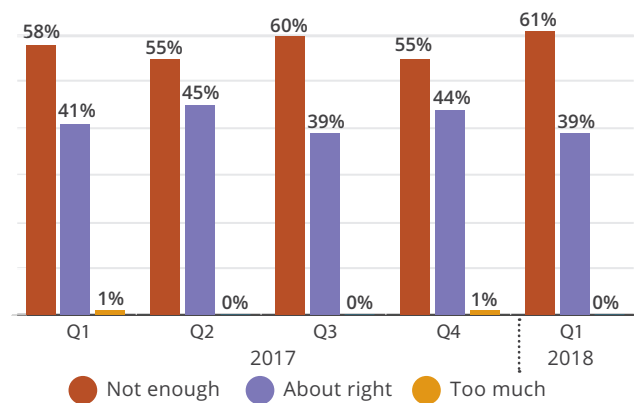
In Q1 2018, 37% of respondents were aware of Garda patrols in their local area. This has remained relatively stable over the last number of measurement points. In Q1 2018, 39% of

respondents considered Garda presence in their local area to be at about the right level. This has been fluctuating between 39% and 45% over recent survey quarters.

Garda Patrols Locally



Garda Presence Locally

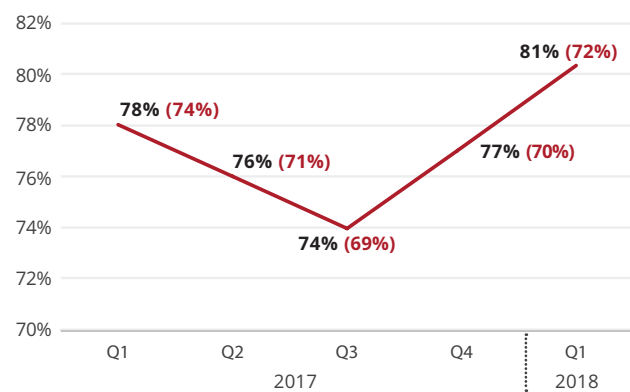


Satisfaction with An Garda Síochána

In Q1 2018, 81% of respondents reported they were satisfied with the service provided by An Garda Síochána to local communities, an increase of 3% from the same period last year. Since Q3 2017, satisfaction with the service provided by An Garda Síochána has been trending upwards. Four new questions investigating specific aspects of service provided to local communities were added to the survey in January 2018. When asked whether Gardaí could be relied upon to be there when you need them, 79% agreed. Over one third of respondents (35%) agreed that community relations with

the police were poor. The vast majority of respondents (84%) believed that local Gardaí listen to the concerns of local people. Finally, 38% of respondents agreed that the Gardaí are not dealing with the things that matter to people in the local community. As outlined in the introduction, don't know and refused responses have been removed from analysis if they account for less than 10% of responses. In the interest of completeness, proportions excluding and including don't know responses (in red) are presented in the chart below.

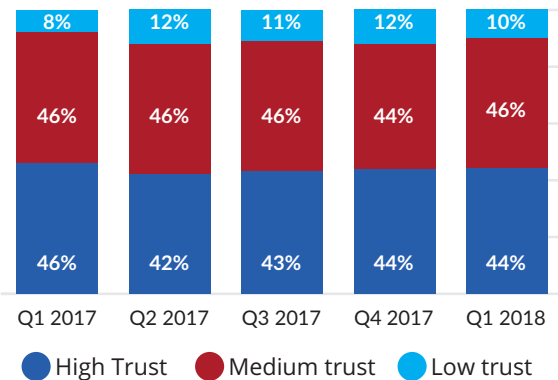
Satisfaction with An Garda Síochána



	Q1 2018 % Agreement Excluding don't know responses	Q1 2018 % Agreement Including don't know responses
The police in this area can be relied upon to be there when you need them	79%	70%
Community relations with the police are poor	35%	29%
The police in this area listen to the concerns of local people	84%	69%
The police are not dealing with the things that matter to people in this community	38%	31%

Trust in An Garda Síochána

In Q1 2018, 90% of respondents stated they had a mid to high level of trust in An Garda Síochána. Comparing Q1 2018 to the same period last year, trust in An Garda Síochána decreased by two percentage points.

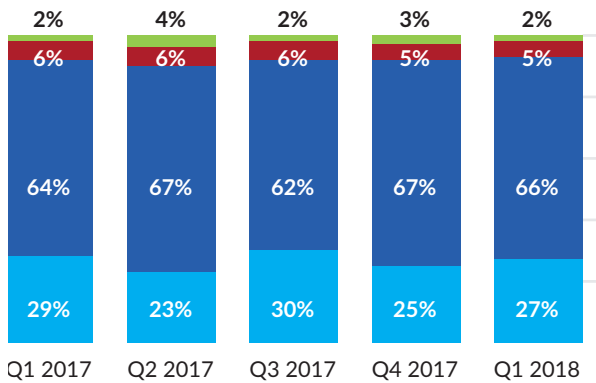


Equality of Treatment by An Garda

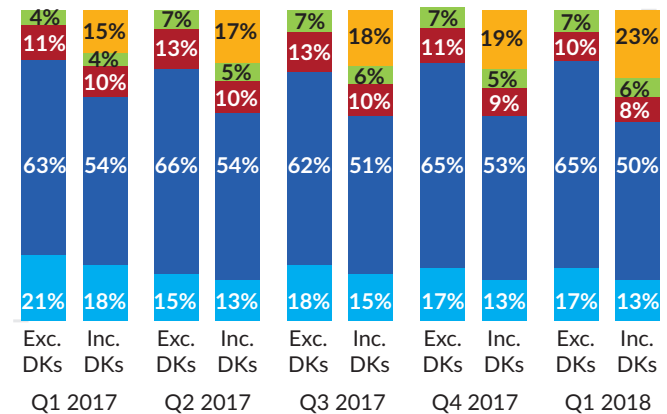
In Q1 2018, 93% of respondents agreed that the Gardaí would treat you with respect if you had contact with them for any reason. Since Q1 2017, the proportion of respondents agreeing with this statement has remained at 90% or above. When respondents were asked if the Gardaí in the area

treat everyone fairly regardless of who they are, 82% agreed (63% when don't know responses are included). When asked this question considerably more than 10% of respondents replied 'don't know' (DK), therefore proportions including and excluding DK responses are presented in the chart below.

The Gardaí treat people with respect

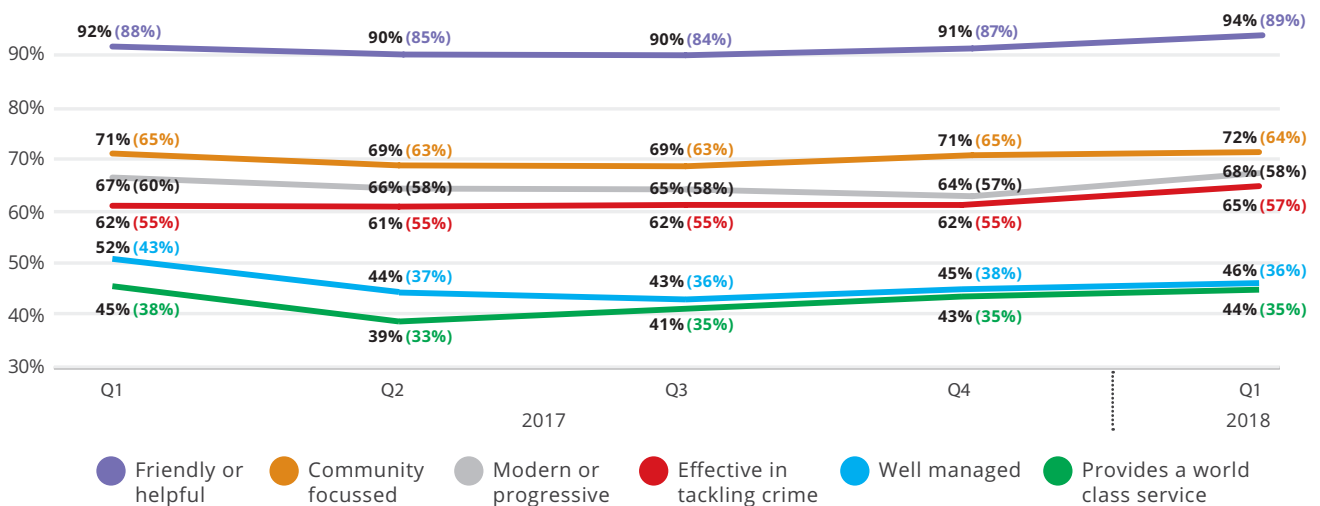


The Gardaí treat everyone fairly



● Strongly agree ● Agree ● Disagree ● Strongly disagree ● Don't know

Perceptions of the Garda Organisation



As outlined above, don't know and refused responses are removed from analysis if they account for less than 10% of responses. In the interest of completeness proportions excluding and including don't know responses (in brackets) are presented in the chart above. In Q1 2018 94% of respondents agreed that An Garda Síochána was friendly or helpful; 72% agreed that the organisation was community focused; 68% thought the organisation was modern or progressive; 65% reported that An Garda Síochána was

effective in tackling crime; while 46% agreed that the organisation was well managed, 44% thought that An Garda Síochána provides a world class police service. Between the last two survey sweeps perceptions of the Garda organisation across measures of effectiveness and capability all increased. Respondents continue to have positive views about the capability of An Garda Síochána to be friendly and helpful, community focused, modern or progressive, as well as effective in tackling crime.

Conclusion

An Garda Síochána now publishes results from its Public Attitudes Survey on a quarterly basis. The work is commissioned by An Garda Síochána and the fieldwork completed by Amarách Research. Previous bulletins and annual reports are available at www.garda.ie. Overall, respondents see crime as a serious or very serious problem nationally whilst at a local level they do not see crime as a significant issue. Over recent survey sweeps perceptions of national crime as a serious or very serious problem have fluctuated between 73% and 76%, while perceptions of local crime as a very serious or serious problem have varied between 19% and 21%.

During Q1 2018, the victimisation rate stood at 5.2%, while the proportion of victims reporting their crime to Gardaí stood at 87%. Over the last number of measurement points the victimisation rate has trended downwards, while the proportion of victims reporting their crime has trended upwards. It is important to note that as analysis is done on smaller proportions of the sample the margin of error increases. This should be taken into account when examining quarterly victims of crime samples.

Between the last two survey sweeps there has been a decrease in the proportion of respondents reporting they had no fear about the level of crime in general, that they did not worry about the likelihood of becoming a victim of crime, and that their fear of crime had no impact on their quality of life.

Awareness of Garda patrols in local areas stood at 37% for Q1 2018. Perceptions of Garda presence being at the right level decreased between the latest two survey sweeps, from 44% in Q4 2017 and 39% in Q1 2018. 81% of respondents reported they were satisfied with the service provided by An Garda Síochána to local communities. This has fluctuated between 74% and 81% during the past five measurement points.

The public's trust in the Garda organisation remains high at 90%, down two percentage points from Q1 2017. The vast majority of respondents believed that the Gardaí would treat them, or others, with respect, regardless of who they are, if they had contact with them for any reason. There have been slight increases in agreement across measures of the effectiveness and capability of the Garda organisation between the last two measurement points.