

An Garda Síochána

Public Attitudes Survey Bulletin



Q3 2017

Research conducted by



This bulletin presents key findings from the second quarter of the Public Attitudes Survey conducted between July and September 2017.

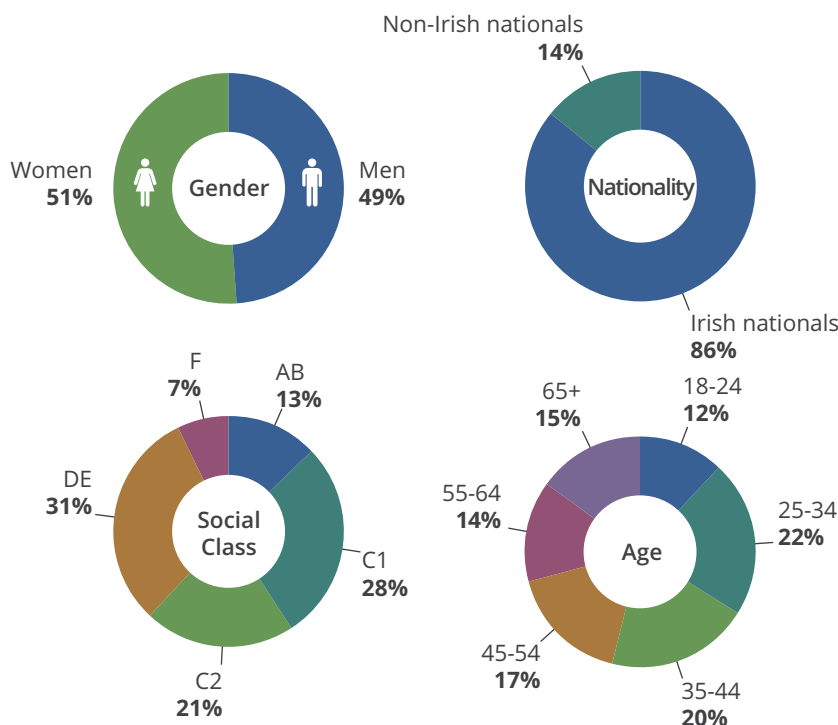
People were asked about their perceptions of national and local crime; if they experienced victimisation in the last year, whether they reported this crime, and their satisfaction with An Garda Síochána's handling of their incident. Respondents were also asked about their level of worry about becoming a victim of crime, their fear about crime, as well as its impact on their quality of life. They were asked how visible Garda patrols are in their local area; as well as their level of trust, satisfaction, and overall perceptions of the Garda organisation.

The survey is designed to run on a continuous basis (it is continuously surveying the population) with 1,500 being surveyed each quarter. Data was collected by means of in-home, face-to-face interviews. The high level results presented in this bulletin are based on data which has been weighted by age, gender, social class and nationality.

This is a survey of a random sample of the population; therefore we have to accept that there will be some margin of error. This has been calculated at +/- 2.53 per cent for the quarterly sample. It is important to note that as analysis is done on smaller proportions, the margin of error increases. This should be taken into account when examining analysis of victims of crime. Not all charts where percentages are used will add up to 100 percent because of the rounding of figures.

Demographics

The sample is of 1,500 adults aged 18 years and over.



CONTENTS

2	Perceptions of Crime
2	Victimisation
3	Fear and Worry about Crime
3	Garda Visibility
4	Satisfaction with An Garda Síochána
4	Trust in An Garda Síochána
4	Equality of Treatment by An Garda Síochána
5	Perceptions of the Garda Organisation
6	Conclusion

Perceptions of Crime

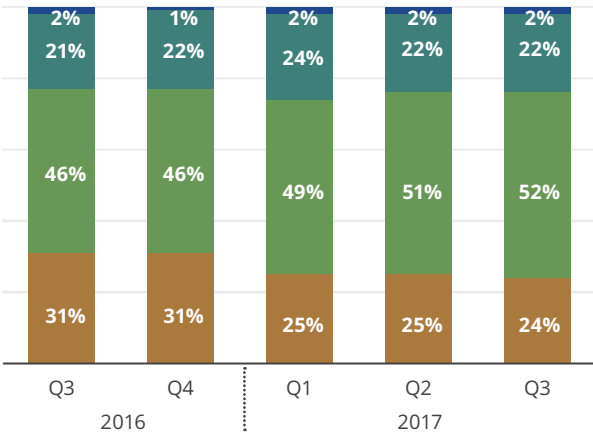
In Q3 2017, 76% of respondents perceived national crime to be either a very serious or serious problem, down 1% from the same period in 2016.

Since Q3 2016, the number of respondents reporting national crime to be either a very serious or serious problem varied between 74 and 77%.

In comparison, during the third quarter of 2017 only 21% of respondents considered local crime to be a very serious or serious problem, down 2% compared to Q3 2016.

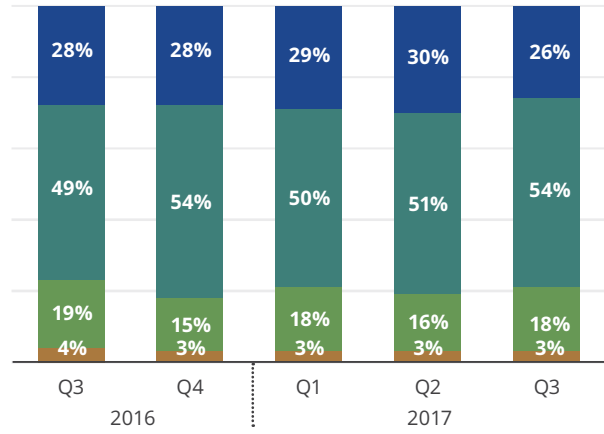
Between the latest two sweeps of the survey, there was a slight increase (+2%) in the proportion of respondents who considered local crime to be either a very serious or serious problem.

Perceptions of National Crime

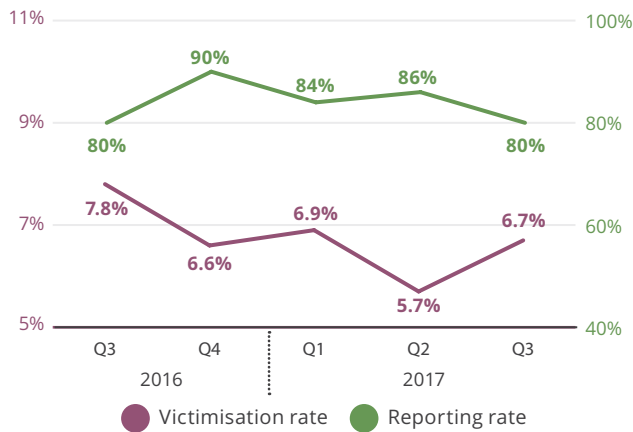


● A very serious problem ● A serious problem ● Something of a problem ● Not a problem

Perceptions of Local Crime



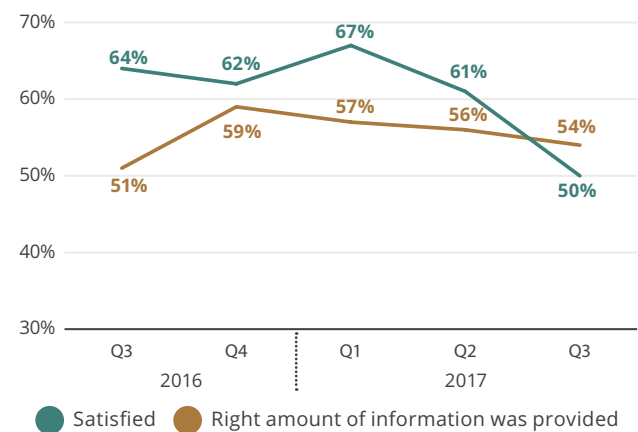
Victimisation



● Victimisation rate ● Reporting rate

In Q3 2017, the victimisation rate¹ stood at just under 7%.² During Q3 2017, 80%³ of victims interviewed stated they had reported their most recent crime incident to Gardaí.

Over the past five measurement points the victimisation rate has been trending downwards, while the proportion of victims reporting their crime incident to An Garda Síochána has fluctuated around 80-90%.



● Satisfied ● Right amount of information was provided

During Q3 2017, satisfaction among victims of crime (who reported their crime to Gardaí) stood at 50%, a decrease of 14% since Q3 2016.

The majority of victims felt that the right amount of information had been provided to them (54%); this has, however, been decreasing over recent survey sweeps.

¹ This includes being a victim of burglary, theft, robbery, criminal damage, assault, or fraud.

² 100 respondents experienced victimisation in the previous 12 months.

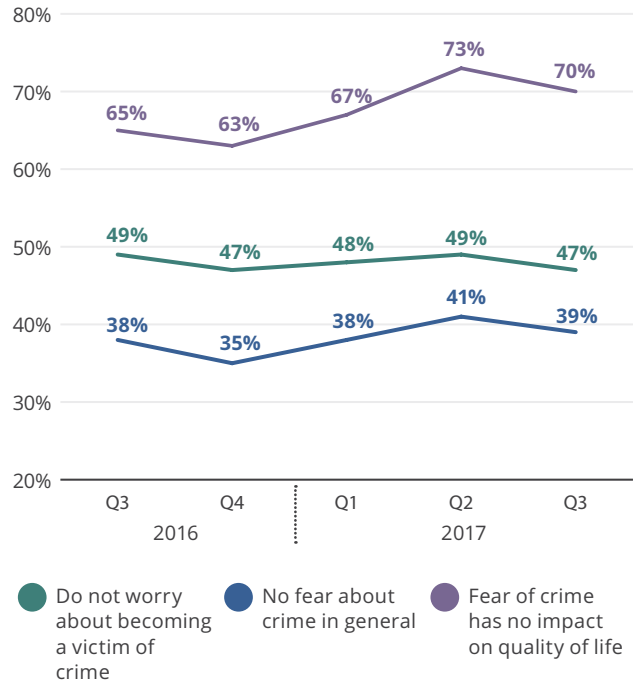
³ 80 victims reported their crime to Gardaí.

Fear and Worry about Crime

During Q3 2017, 47% of respondents reported that they did not worry about becoming a victim of crime; this has remained comparatively stable since Q3 2016. Of those who were worried about victimisation during Q3 2017; 2% worried about becoming a victim of personal injury, 9% worried about property theft or damage, and 42% worried about becoming a victim of both.

In Q3 2017, 39% of respondents reported having no fears about the level of crime in general; this has decreased by 2% between the last two measurement points. Among those who reported being fearful of the level of crime in general, 3% had a lot of fears, 28% had some fears, while 29% reported they had very few fears.

Seventy percent of respondents reported that their fear of crime had no impact on their quality of life, an increase of 5% compared to Q3 2016. Among those who believed that fear of crime had impacted their quality of life, one fifth stated that it had reduced quality a little, 8% reported it had moderately reduced quality, while 2% stated it had significantly reduced their quality of life.

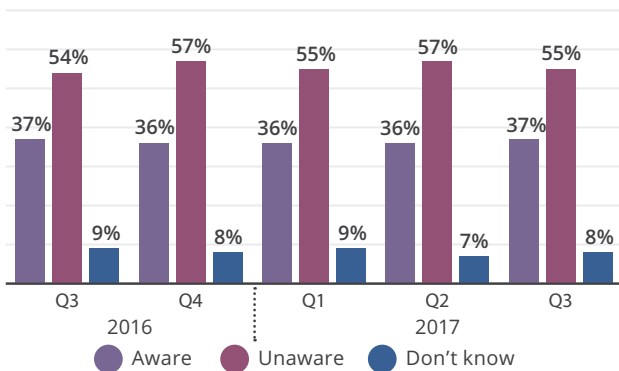


Garda Visibility

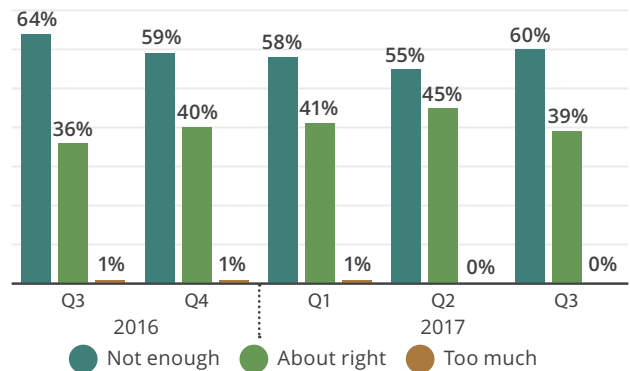
In Q3 2017, 37% of respondents were aware of Garda patrols in their local area. This has remained relatively stable since Q3 2016.

In Q2 2017, 39% of respondents considered Garda presence in their local area to be at about the right level. This had been trending upwards since Q3 2016, before seeing a drop of 6% between the latest two survey quarters.

Garda Patrols Locally



Garda Presence Locally

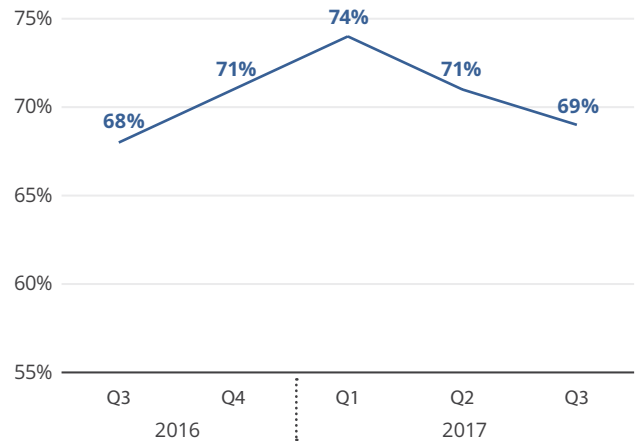


Satisfaction with An Garda Síochána

In Q3 2017, 69% of respondents reported they were satisfied with the service provided by An Garda Síochána to local communities; 9% were very satisfied while 60% reported they were satisfied, 20% stated they were quite dissatisfied, 4% reported being very dissatisfied, while 7% replied that they did not know.

Since Q1 2017, satisfaction with the service provided by An Garda Síochána has decreased quarter on quarter.

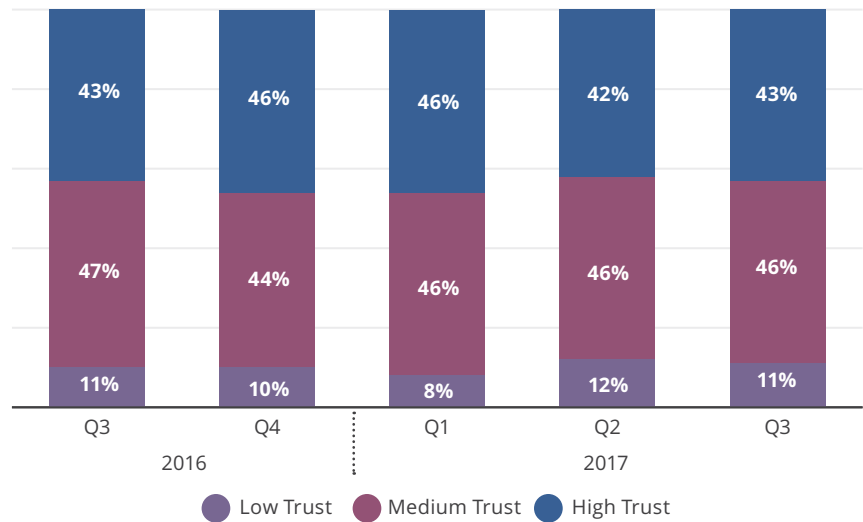
Satisfied with the service provided by An Garda Síochána



Trust in An Garda Síochána

In Q3 2017, 89% of respondents stated they had a mid to high level of trust in An Garda Síochána.

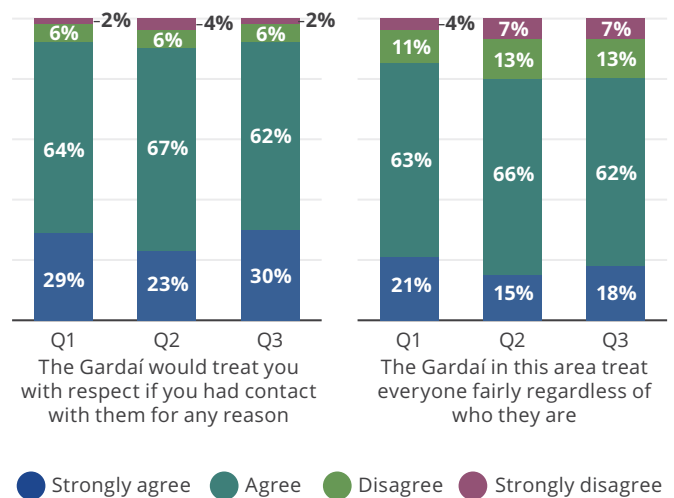
Comparing Q3 2017 to the same period last year, trust in An Garda Síochána has remained largely stable, fluctuating between 89 and 92% over recent measurement points.



Equality of Treatment by An Garda Síochána

Two new questions relating to equality of treatment by An Garda Síochána were added to the Public Attitudes Survey in 2017.

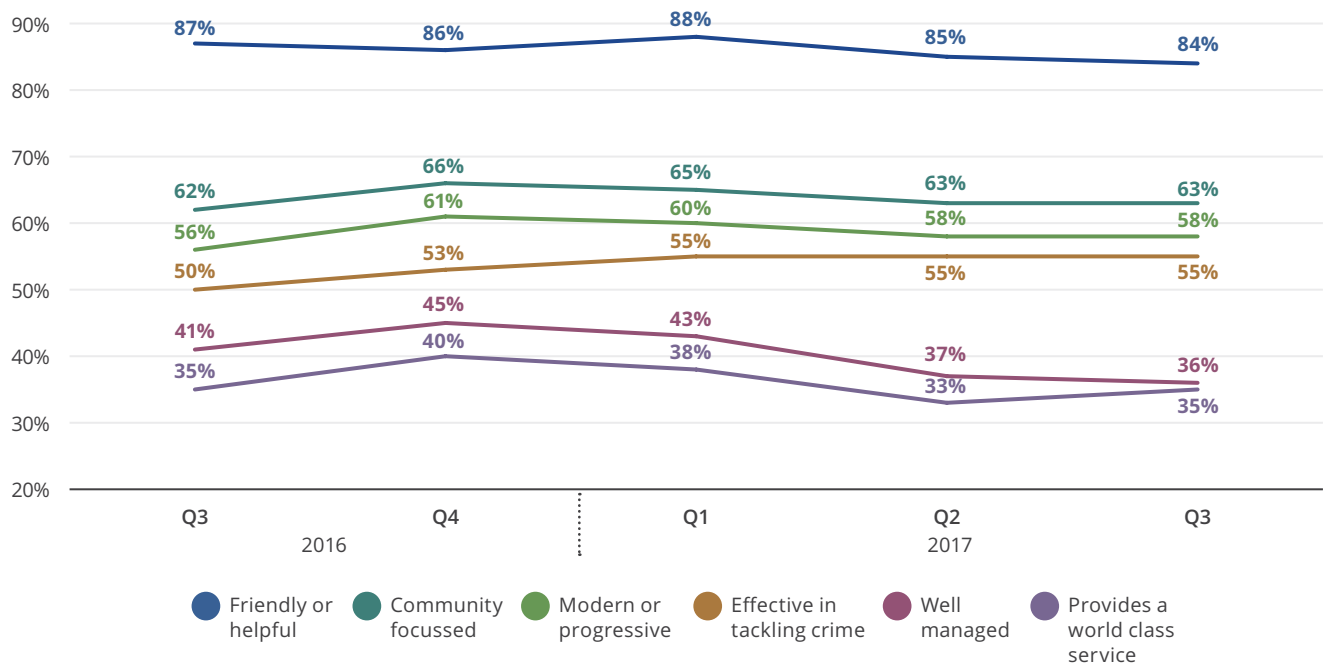
In Q3 2017 92% of respondents agreed that the Gardaí would treat you with respect if you had contact with them for any reason. Since Q1 2017 the proportion of respondents agreeing with this statement has totalled 90% or above. When respondents were asked if the Gardaí in the area treat everyone fairly regardless of who they are, 81% agreed. Similarly, this has remained above 80% since the question was added to the survey.



Perceptions of the Garda Organisation

In Q3 2017, 84% of respondents agreed that An Garda Síochána was friendly or helpful; 63% agreed that the organisation was community focused; 58% thought the organisation was modern or progressive; 55% reported that An Garda Síochána was effective in tackling crime; while 36% agreed that the organisation was well managed, 35% thought that An Garda Síochána provides a world class police service.

Perceptions of the Garda organisation across measures of effectiveness and capability have remained largely stable since Q3 2016. The greatest variability is seen in respondents agreeing that An Garda Síochána is well managed, which rose to 45% in Q4 2016, but fell to 36% during the latest survey sweep. Respondents have generally positive views about the capability of An Garda Síochána to be friendly and helpful, community focused, as well as modern or progressive.



Conclusion

This Public Attitudes Survey summary report is the third in a series of bulletins that will be published on a quarterly basis by An Garda Síochána.

Considerably more respondents thought crime was a problem nationally compared to in their local area.

The victimisation rate has increased slightly since Q2 2017, but is still marginally lower compared to the third quarter of 2016. The proportion of victims reporting their crime to Gardaí stood at 80% during Q3 2017. The proportion of respondents reporting that they received the right amount of information from Gardaí has remained stable over the last number of survey sweeps, however satisfaction among victims has continued to decline since Q1 2017.

Reported fear about the level of crime in general, perceived likelihood of becoming a victim of crime, and the level of impact respondents' fear of crime has on their quality of life all increased between the last two sweeps of the survey.

Awareness of Garda patrols in local areas stands at 37% for Q3 2017. While perceptions of Garda presence being at the right level decreased between the latest two survey sweeps, it remains above Q3 2016 levels.

69% of respondents reported they were satisfied with the service provided by An Garda Síochána to local communities. This has decreased over the past two measurement points, but remains above the same period in 2016.

The public's trust in the Garda organisation remains high at 89%.

The vast majority of respondents believed that the Gardaí would treat them, or others, with respect, regardless of who they are, if they had contact with them for any reason.

While slight increases in agreement across measures of the effectiveness and capability of the Garda organisation over recent survey sweeps have been achieved, the majority have not been sustained or improved upon.