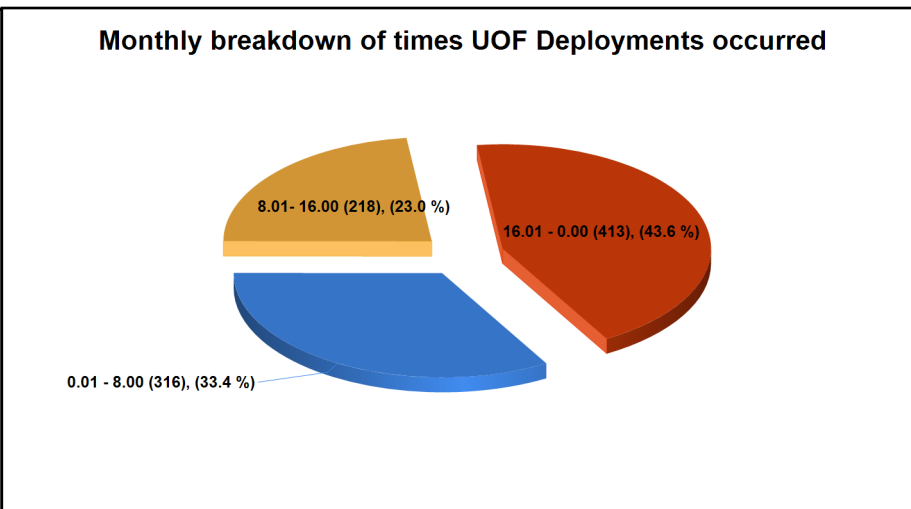
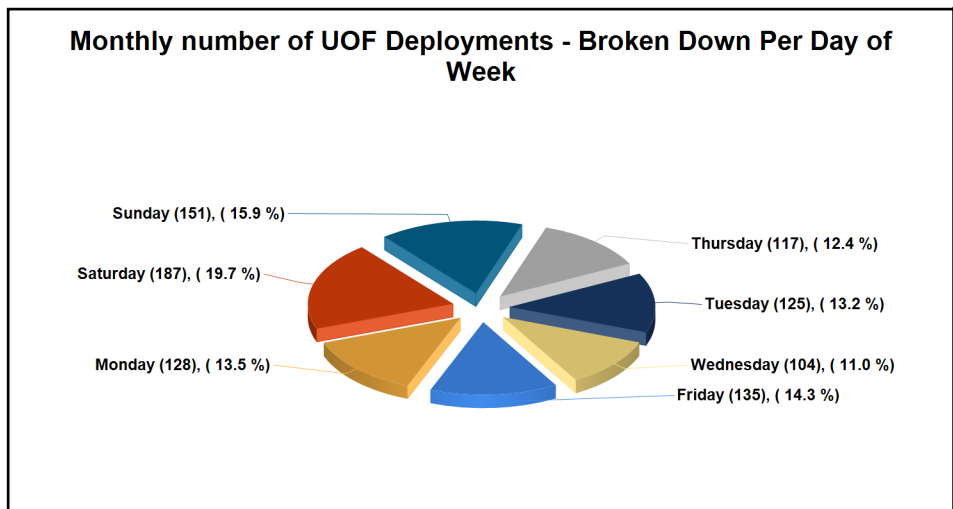




THIS DOCUMENT IS SELF CONTAINED AND SHOULD NOT BE COMPARED OR LINKED TO OTHER SOURCES. THE INFORMATION IS CORRECT AS OF March 7, 2023 at 13:25:38. PLEASE NOTE THIS IS AN AUTOMATED GENERATED REPORT. Each Incident may contain a number of Use of Force Deployments. This may be due to numerous Garda Members attending the incident or different equipment/tactics being utilised.

UoF deployments also include locations (breaching tools), animals (angry dog) & vehicles (stinger device)

TOTAL RECORDED USE OF FORCE (INCIDENTS)	Month	882	YTD	1,814
TOTAL RECORDED USE OF FORCE (DEPLOYMENTS)	Month	947	YTD	1952
Number of Incidents on PULSE	Month	105,940	YTD	215,094
% of Incidents involving Use of Force	Month	0.8325%	YTD	0.8434%



Civilians injured during UOF Incident

Month	YTD
25	49

Garda Members injured during UOF Incident

Month	YTD
17	36

Pepper Spray*

Month	YTD
83	135

Baton (Used)

Month	YTD
11	37

Handcuffs (Used)

Month	YTD
804	1654

Anti Spit Guard (Used)

Month	YTD
0	0

Unarmed Restraint Used

Month	YTD
186	353

Taser (Used)

Month	YTD
0	0

Less Lethal Firearm

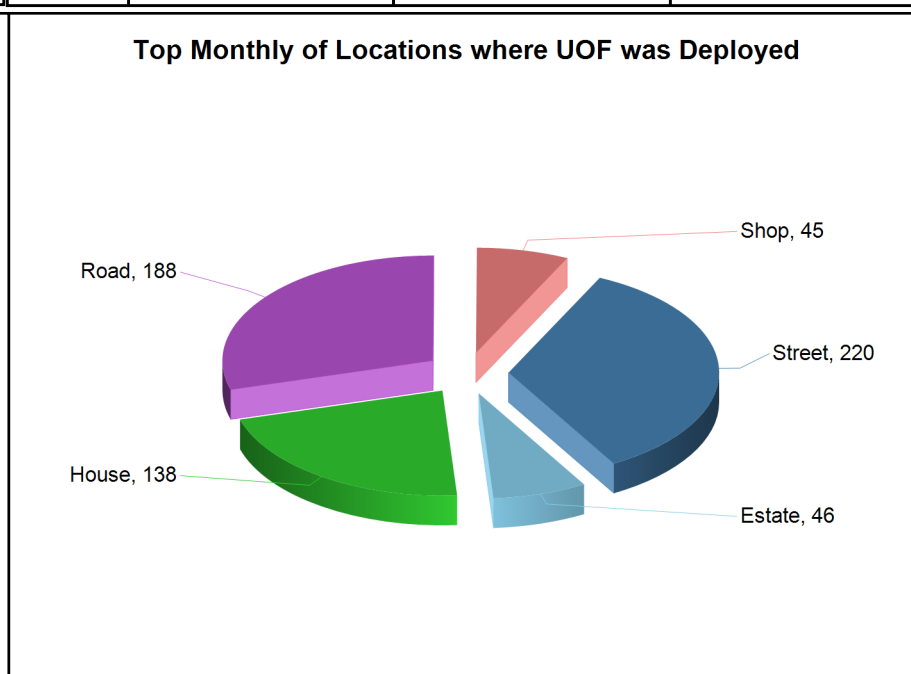
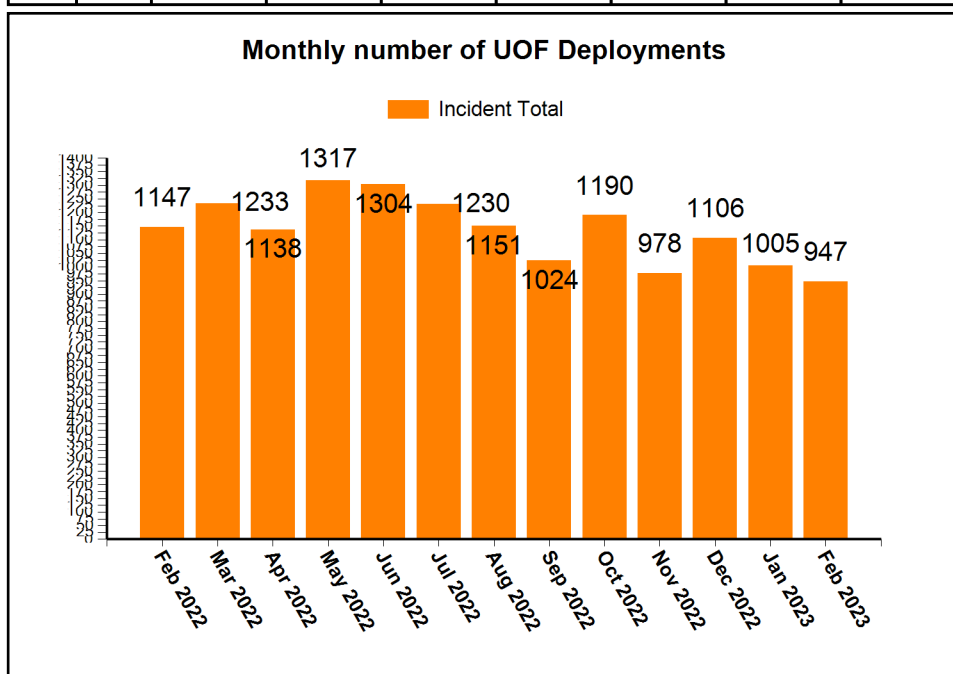
Month	YTD
1	1

Firearm (Used)**

Month	YTD
0	0

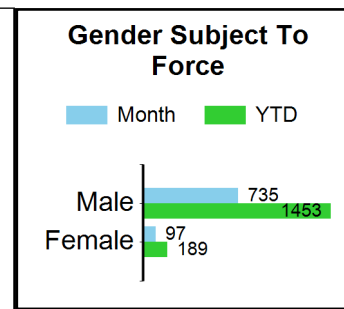
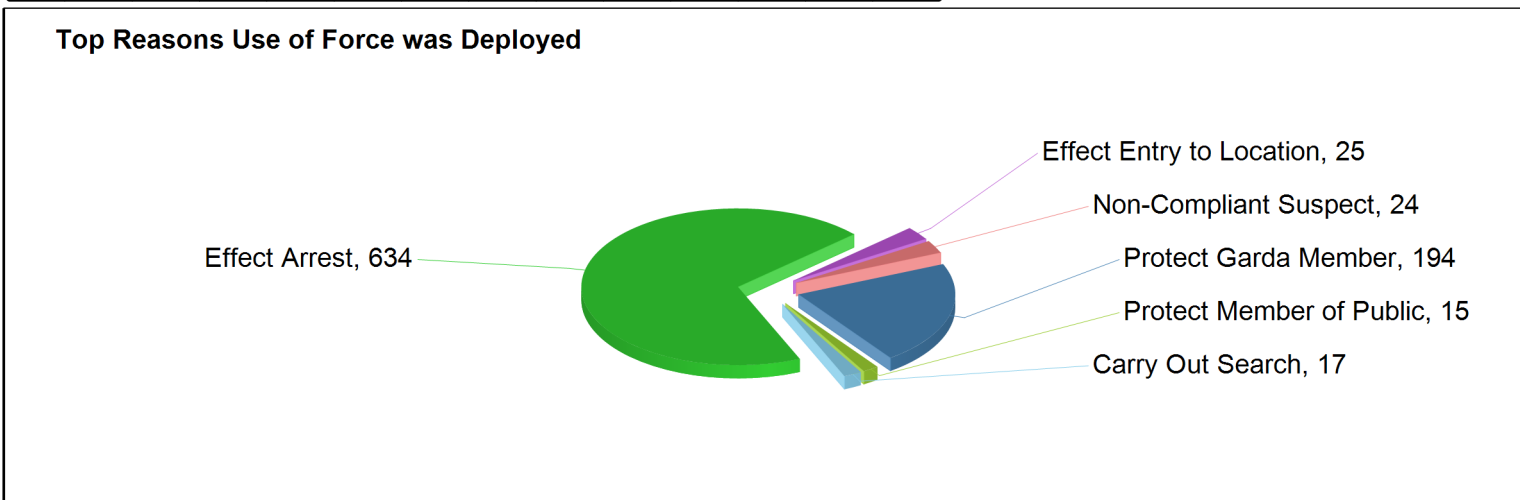
	Sun	Mon	Tue	Wed	Thu	Fri	Sat
2023 YTD	392	264	265	224	228	267	312
2022 YTD	487	257	253	240	247	291	459

	00.01 to 8.00 YTD	8.01 to 16.00 YTD	16.01 to 0.00 YTD
2023	654	431	867
2022	706	466	1062

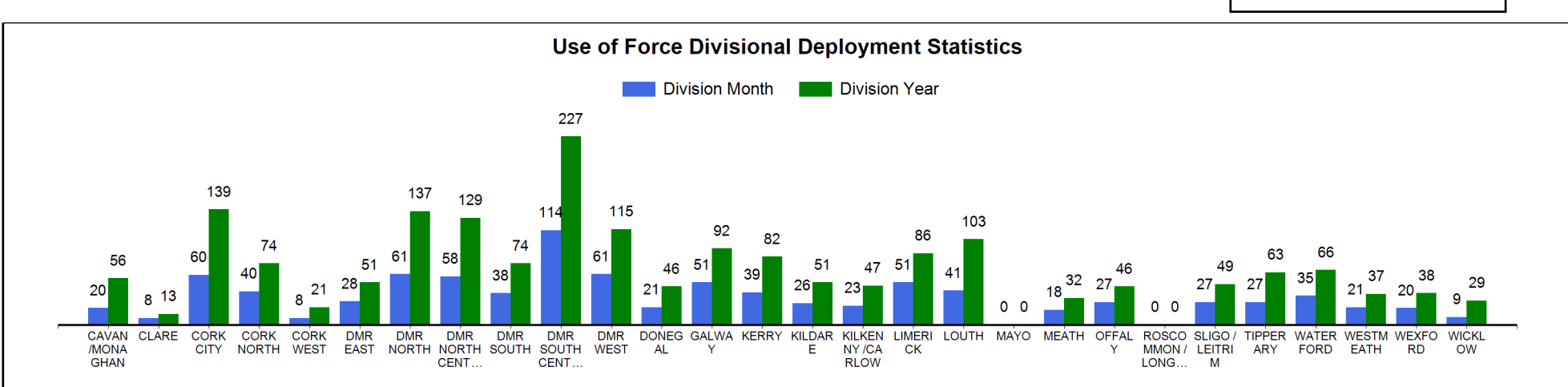


	Feb 2022	Mar 2022	Apr 2022	May 2022	Jun 2022	Jul 2022	Aug 2022	Sep 2022	Oct 2022	Nov 2022	Dec 2022	Jan 2023	Feb 2023
Total	1147	1233	1138	1317	1304	1230	1151	1024	1190	978	1106	1005	947

	Estate	House	Road	Shop	Street
Total	46	138	188	45	220



	Effect Arrest	Protect Garda Member	Effect Entry to Location	Non-Compliant Suspect	Carry Out Search	Protect Member of Public	Protect Suspect	Other	Prevent Escape	Armed Suspect	Protect Property	Vehicle Failing to Stop	Violent Person	Covid-19
Month	634	194	25	24	17	15	12	10	8	5	1	1	1	0
YTD	1320	385	62	46	28	27	32	12	19	14	2	3	2	0



NOTES: This is operational information which may be subject to change. Previous monthly incident data totals reported may change and affect YTD figures. Use of Force Incidents can be created outside of the monthly parameters. *Use of Force incidents can include multiple persons subject to force **This report is generated from information contained on the Garda Síochána PULSE system as per report issue date. ***UoF deployments also include locations (breaching tools), animals (angry dog) & vehicles (stinger device)

	CAVAN/MONAGHAN	CLARE	CORK CITY	CORK NORTH	CORK WEST	DMR EAST	DMR NORTH	DMR NORTH CENTRAL	DMR SOUTH	DMR SOUTH CENTRAL	DMR WEST	DONEGAL	GALWAY	KERRY	KILDARE	KILKENNY/CARLOW	LIMERICK	LOUTH	MAYO	MEATH	OFFALY	ROSCOMMON/LEITRIM/SLIGO/LONGFORD	SLIGO/LEITRIM	TIPPERARY	WATERFORD	WESTMEATH	WEXFORD	WICKLOW
Month	20	8	60	40	8	28	61	58	38	114	61	21	51	39	26	23	51	41	0	18	27	0	27	27	35	21	20	9
YTD	56	13	139	74	21	51	137	129	74	227	115	46	92	82	51	47	86	103	0	32	46	0	49	63	66	37	38	29
AVG	28.00	6.50	69.50	37.00	10.50	25.50	68.50	64.50	37.00	113.50	57.50	23.00	46.00	41.00	25.50	23.50	43.00	51.50	0.00	16.00	23.00	0.00	24.50	31.50	33.00	18.50	19.00	14.50