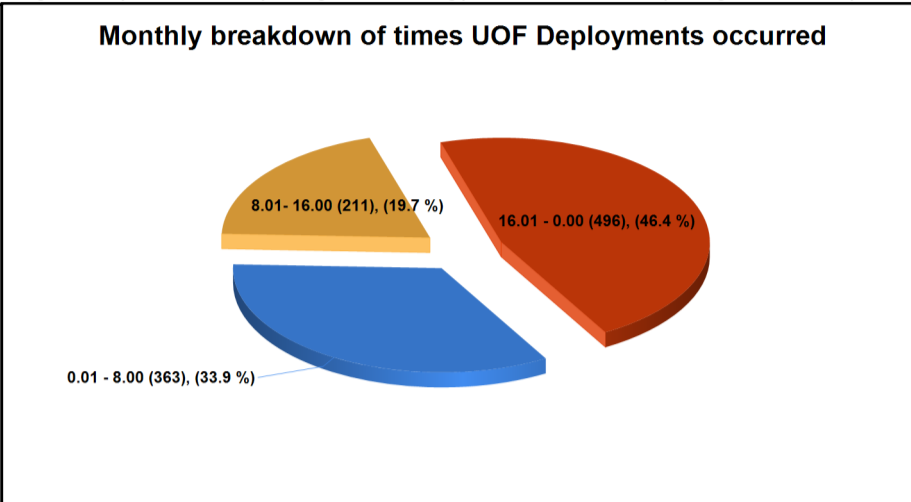
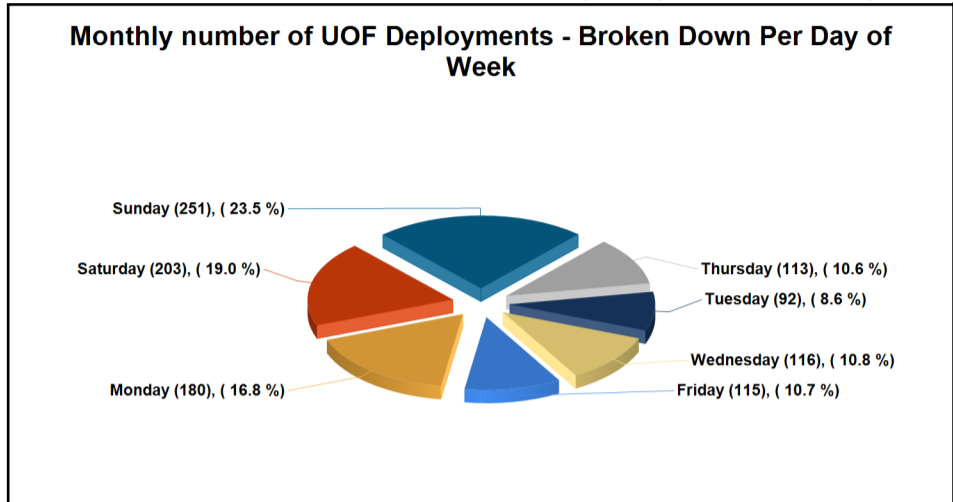




THIS DOCUMENT IS SELF CONTAINED AND SHOULD NOT BE COMPARED OR LINKED TO OTHER SOURCES. THE INFORMATION IS CORRECT AS OF November 2, 2022 at 21:36:34. PLEASE NOTE THIS IS AN AUTOMATED GENERATED REPORT. Each Incident may contain a number of Use of Force Deployments. This may be due to numerous Garda Members attending the incident or different equipment/tactics being utilised..

<b>TOTAL RECORDED USE OF FORCE (INCIDENTS)</b>	<b>Month</b>	<b>998</b>	<b>YTD</b>	<b>10,812</b>
<b>TOTAL RECORDED USE OF FORCE (DEPLOYMENTS)</b>	<b>Month</b>	<b>1070</b>	<b>YTD</b>	<b>11555</b>
<b>Number of Incidents on PULSE</b>	<b>Month</b>	<b>112,098</b>	<b>YTD</b>	<b>1,164,753</b>
<b>% of Incidents involving Use of Force</b>	<b>Month</b>	<b>0.8903%</b>	<b>YTD</b>	<b>0.9283%</b>

Note: Use of Force options can also be deployed against locations (breaching tools), animals (dangerous dog), and vehicles (stinger device).



		Sun	Mon	Tue	Wed	Thu	Fri	Sat
2022	YTD	2362	1428	1286	1356	1409	1604	2110
2021	YTD	725	499	466	505	548	577	722

		00.01 to 8.00 YTD	8.01 to 16.00 YTD	16.01 to 0.00 YTD
2022	YTD	3665	2371	5519
2021	YTD	1160	891	1991

**Civilians injured during UOF Incident**

Month	YTD
30	266

**Garda Members injured during UOF Incident**

Month	YTD
24	246

**Pepper Spray\***

Month	YTD
68	785

**Baton (Used)**

Month	YTD
20	220

**Handcuffs (Used)**

Month	YTD
928	10038

**Anti Spit Guard (Used)**

Month	YTD
1	21

**Unarmed Restraint Used**

Month	YTD
171	2421

**Taser (Used)**

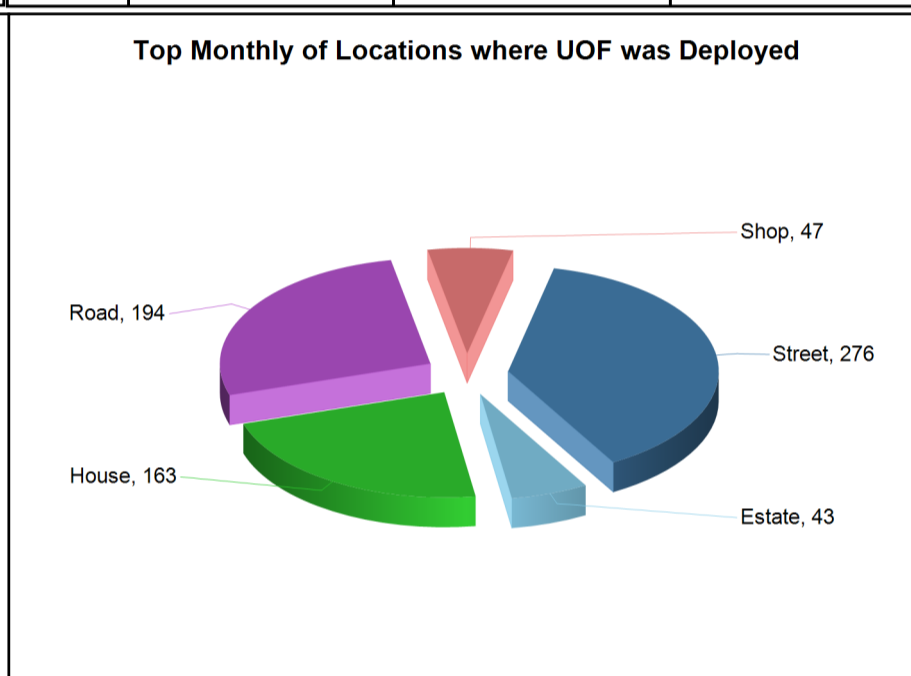
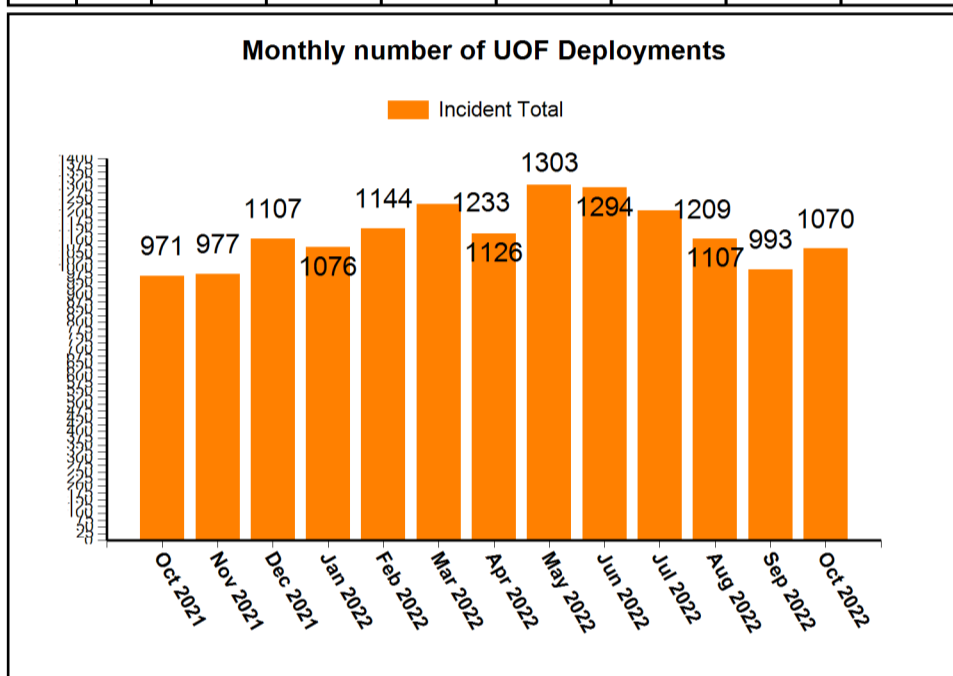
Month	YTD
2	19

**Non Lethal Firearm**

Month	YTD
0	3

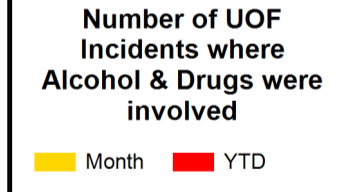
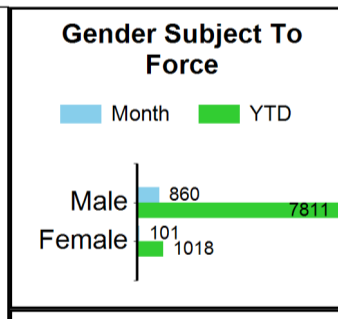
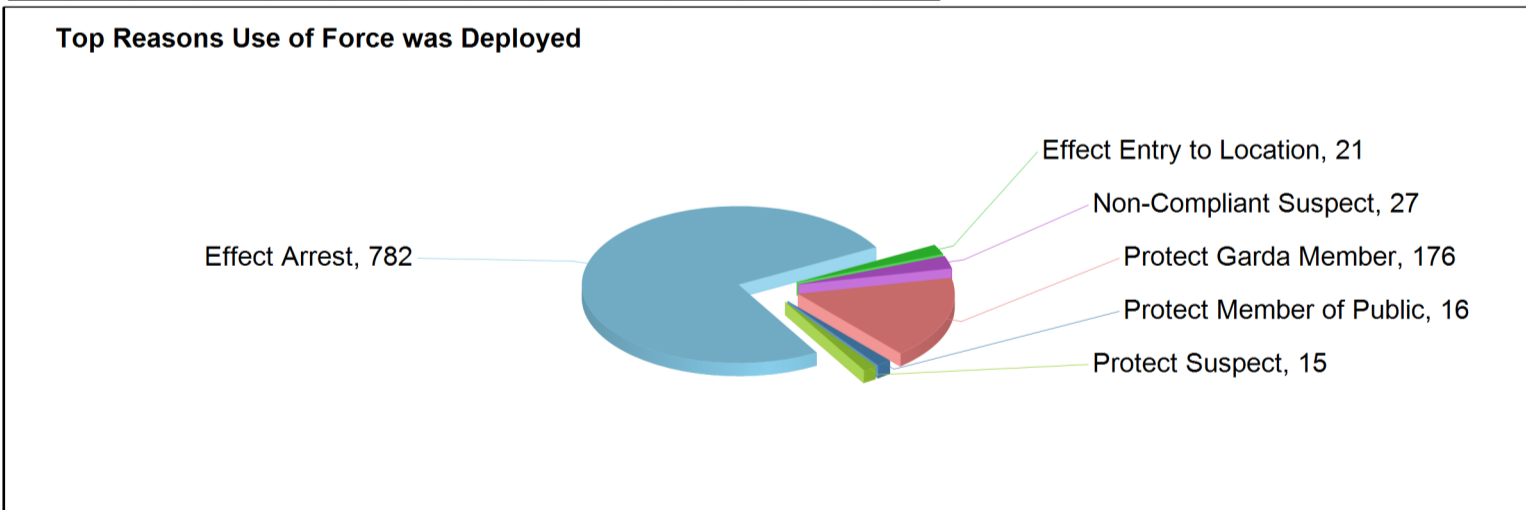
**Firearm (Used)\*\***

Month	YTD
0	0

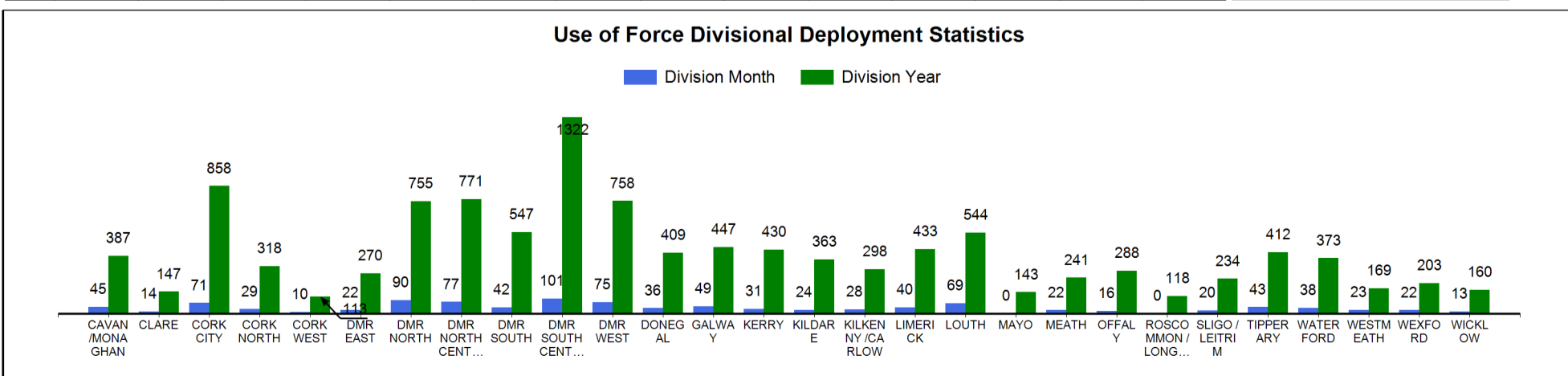


	Oct 2021	Nov 2021	Dec 2021	Jan 2022	Feb 2022	Mar 2022	Apr 2022	May 2022	Jun 2022	Jul 2022	Aug 2022	Sep 2022	Oct 2022
Total	971	977	1107	1076	1144	1233	1126	1303	1294	1209	1107	993	1070

	Estate	House	Road	Shop	Street
Total	43	163	194	47	276



	Effect Arrest	Protect Garda Member	Non-Compliant Suspect	Effect Entry to Location	Protect Member of Public	Protect Suspect	Prevent Escape	Carry Out Search	Armed Suspect	Other	Violent Person	Protect Property	Covid-19	Vehicle Failing to Stop
Month	782	176	27	21	16	15	9	9	6	4	3	2	0	0
YTD	8438	1876	293	262	173	132	115	124	48	42	32	12	1	7



	CAVAN/MONAGHAN	CLARE	CORK CITY	CORK NORTH	CORK WEST	DMR EAST	DMR NORTH	DMR NORTH CENTRAL	DMR SOUTH	DMR SOUTH CENTRAL	DMR WEST	DONEGAL	GALWAY	KERRY	KILDARE	KILKENNY/CARLOW	LIMERICK	LOUTH	MAYO	MEATH	OFFALY	ROSCOMMON/LEITRIM	SLIGO/LEITRIM	TIPPERARY	WATERFORD	WESTMEATH	WEXFORD	WICKLOW
Month	45	14	71	29	10	22	90	77	42	101	75	36	49	31	24	28	40	69	0	22	16	20	43	38	23	22	22	13
YTD	387	147	858	318	113	270	755	771	547	1322	758	409	447	430	363	298	433	544	143	241	288	118	234	412	373	169	203	160
AVG	38.70	14.70	85.80	31.80	11.30	27.00	75.50	77.10	54.70	132.20	75.80	40.90	44.70	43.00	36.30	29.80	43.30	54.40	14.30	24.10	28.80	11.80	23.40	41.20	37.30	16.90	20.30	16.00

NOTES: This is operational information which may be subject to change. Previous monthly incident data totals reported may change and affect YTD figures. Use of Force Incidents can be created outside of the monthly parameters. \*Use of Force incidents can include multiple persons subject to force \*\*This report is generated from information contained on the Garda Síochána PULSE system as per report issue date. \*\*\*UoF deployments also include locations (breaching tools), animals (angry dog) & vehicles (stinger device)